

3A 100V 90ns
FRD Type : 30PRA10

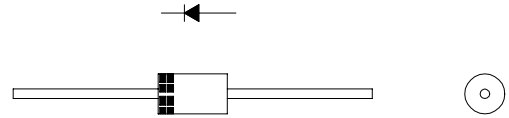
OUTLINE DRAWING

 構造 : 拡散型シリコンダイオード(FRD)
 リード線型

 Construction: Diffusion Type Rectifier Diode
 Axial Lead Type

用途 : 高周波整流用

Application: High Frequency Rectification


最大定格 / Maximum Ratings

Approx Net Weight:1.19g

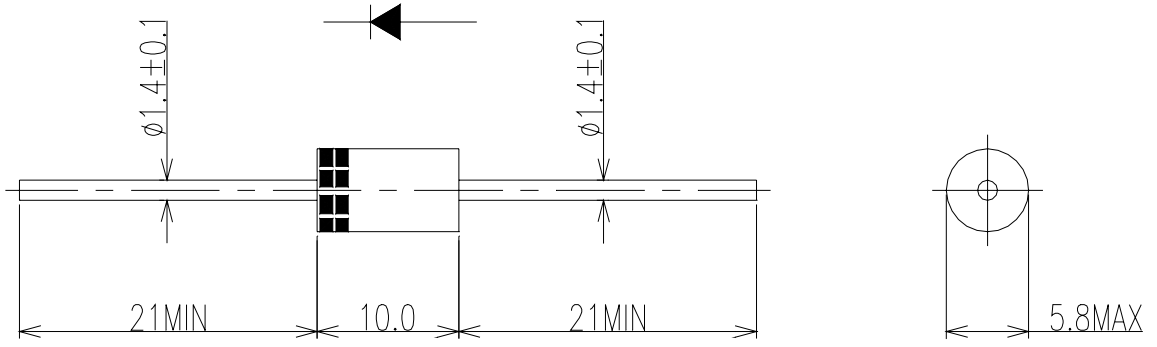
Rating	Symbol	30PRA10		Unit
くり返しピーク逆電圧 Repetitive Peak Reverse Voltage	V_{RRM}	100		V
平均整流電流 Average Rectified Output Current	I_O	3.0	TI=124 TI=Lead Temperature	50Hz, 正弦半波通電 Half Sine Wave 抵抗負荷 Resistive Load
		1.6	Ta=34 *1	
実効順電流 RMS Forward Current	$I_{F(RMS)}$	4.71		A
サージ順電流 Surge Forward Current	I_{FSM}	100	50Hz 正弦半波, 1サイクル, 非くり返し Half Sine Wave, 1cycle, Non-repetitive	A
動作接合温度範囲 Operating Junction Temperature Range	T_{jW}	- 40 ~ + 150		
保存温度範囲 Storage Temperature Range	T_{stg}	- 40 ~ + 150		

電氣的・熱的特性 / Electrical/Thermal Characteristics

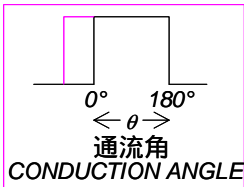
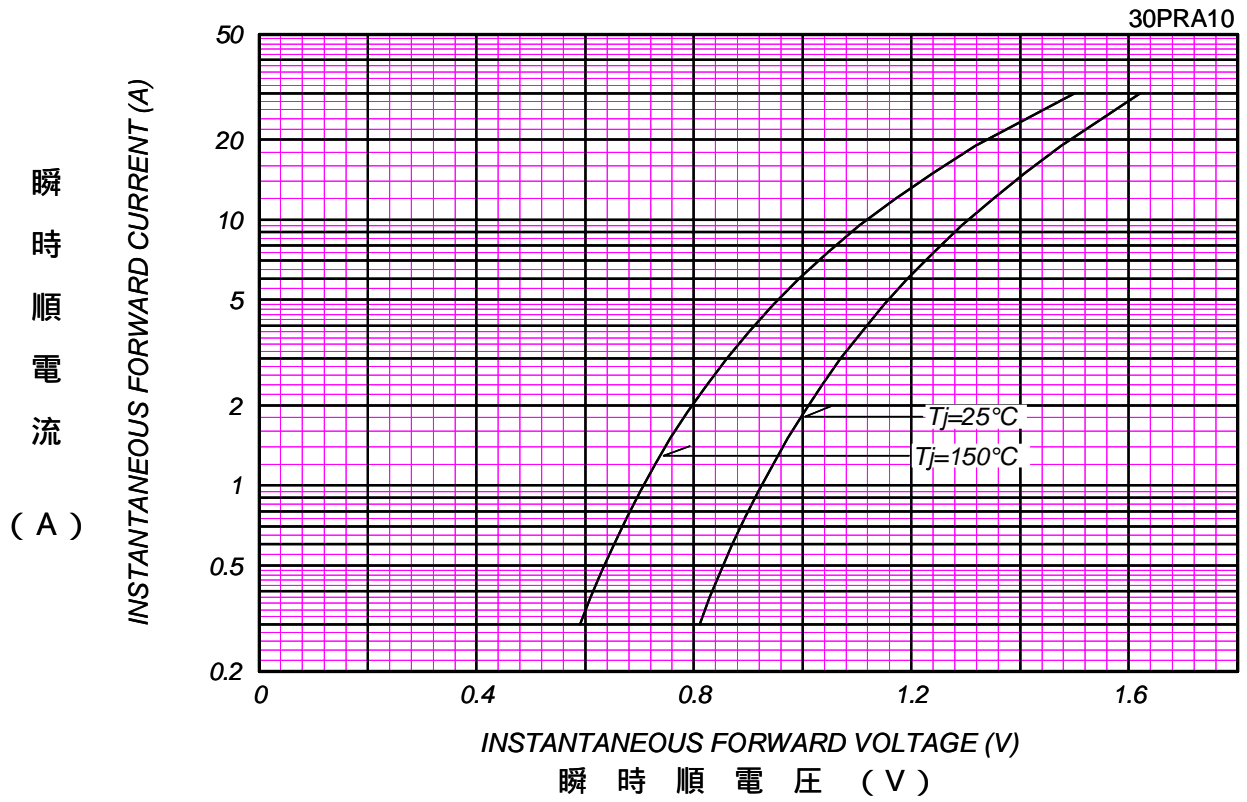
Characteristics	Symbol	Conditions	Min.	Typ.	Max.	Unit
ピーク逆電流 Peak Reverse Current	I_{RM}	$T_j = 25$, $V_{RM} = V_{RRM}$	-	-	10	μA
ピーク順電圧 Peak Forward Voltage	V_{FM}	$T_j = 25$, $I_{FM} = 3 A$	-	-	1.07	V
逆回復時間 Reverse Recovery Time	t_{rr}	$T_a = 25$, $I_{FM} = 3A$, $-di/dt = 50A/\mu s$			90	ns
熱抵抗 Thermal Resistance	$R_{th(j-a)}$	接合部・リード間 Junction to Lead	-	-	8	/W
		接合部・周囲間 *1 Junction to Ambient	-	-	80	

*1: 単体フィン無し / Without Fin or P.C. Board

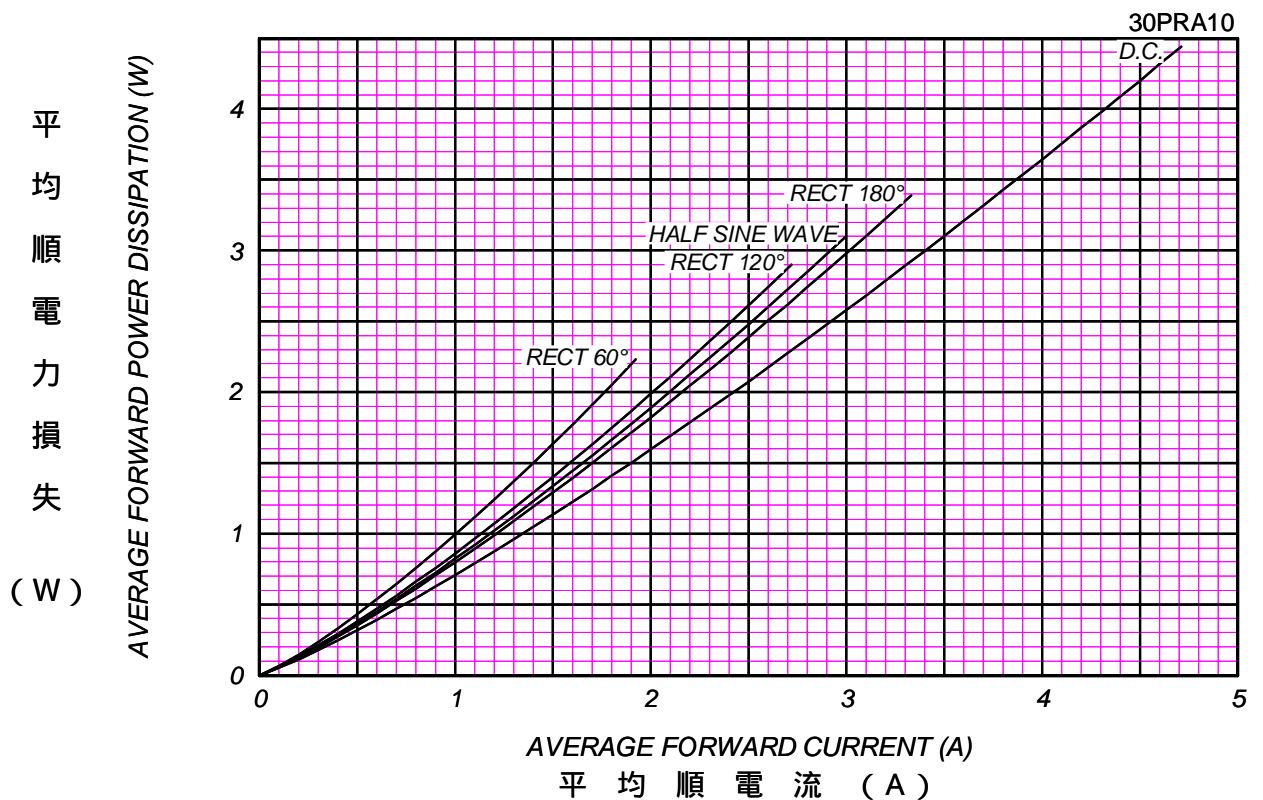
30PRA_外形図 (mm)

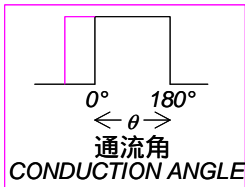


順電压特性
FORWARD CURRENT VS. VOLTAGE

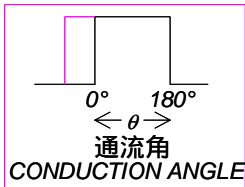
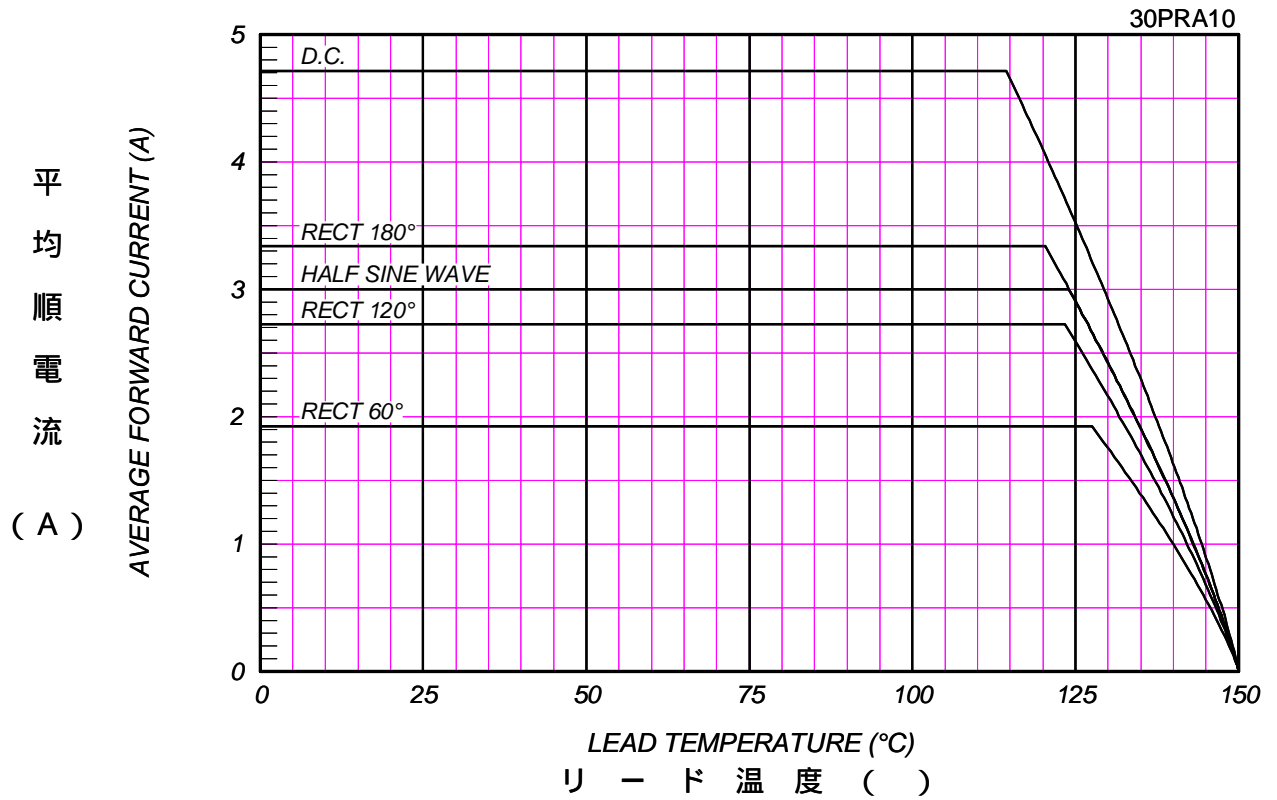


平均順電力損失特性
AVERAGE FORWARD POWER DISSIPATION

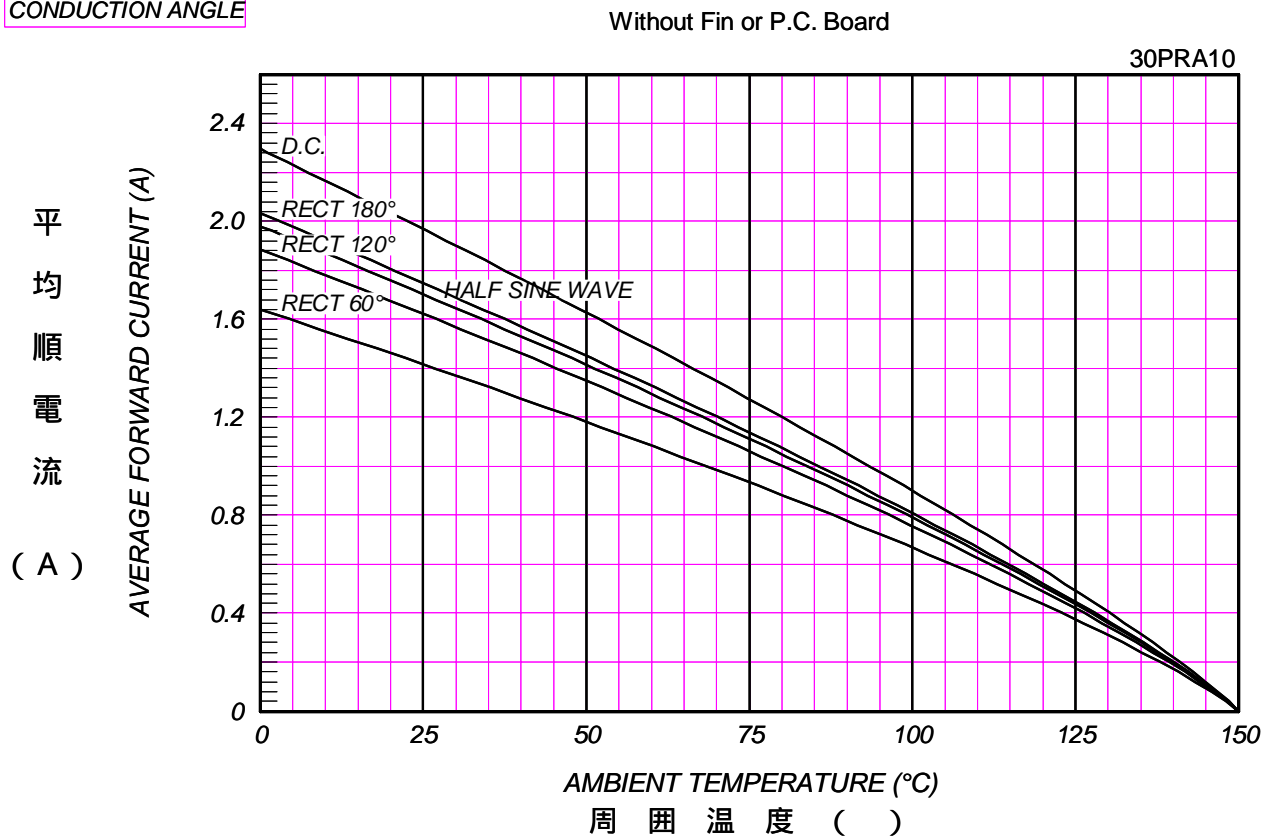




平均順電流 - リード温度定格
AVERAGE FORWARD CURRENT VS. LEAD TEMPERATURE



平均順電流 - 周囲温度定格
AVERAGE FORWARD CURRENT VS. AMBIENT TEMPERATURE



サージ順電流定格 SURGE CURRENT RATINGS

f=50Hz,Half Sine Wave,Non-Repetitive,No Load

30PRA10

サ
ー
ジ
順
電
流

(A)

