


PANEL INDICATOR LEDs - Ø6.35mm Mounting

FEATURES



315 SERIES

PACK QUANTITY = 20 PIECES

- Low profile lens styling
- Flying lead terminations and low current versions available
- Sealed to IP40
- Supplied complete with mounting hardware
- Product illustrated 315-532-21

SPECIFICATIONS

Ordering Information & Typical Technical Characteristics (Ta = 25°C)

Mean Time Between Failure Typically = 100,000 Hours. Luminous intensity figures refer to the unmodified discrete LED.

| PART NUMBER | COLOUR | LENS | VOLTAGE DC Vopr | CURRENT DC Iopr | LUMINOUS INTENSITY Iv@20mA | WAVE LENGTH λp | OPERATING TEMP Topr | STORAGE TEMP Tstg | |
|---------------------------|------------|-----------------|-----------------|-----------------|----------------------------|----------------|------------------------|-------------------|-----|
| STANDARD INTENSITY | | | | | | | | | |
| 315-505-21 | Red | Colour Diffused | 12 | 20 | 60 | 627 | -40 ~ +85 [^] | -40 ~ +85 | Yes |
| 315-506-21 | Orange | Colour Diffused | 12 | 20 | 160 | 607 | -40 ~ +85 [^] | -40 ~ +85 | Yes |
| 315-511-21 | Yellow | Colour Diffused | 12 | 21 | 40 | 590 | -40 ~ +85 [^] | -40 ~ +85 | Yes |
| 315-512-21 | Green | Colour Diffused | 12 | 20 | 120 | 565 | -40 ~ +85 [^] | -40 ~ +85 | Yes |
| HIGH INTENSITY | | | | | | | | | |
| 315-501-21 | Red | Colour Diffused | 12 | 20 | 2700 | 660 | -40 ~ +85 [^] | -40 ~ +85 | Yes |
| 315-521-21 | Yellow | Colour Diffused | 12 | 20 | 6100 | 595 | -40 ~ +85 [^] | -40 ~ +100 | Yes |
| 315-532-21 | Green | Colour Diffused | 12 | 20 | 11600 | 525 | -30 ~ +85 [^] | -40 ~ +100 | Yes |
| 315-930-21 | Blue | Colour Diffused | 12 | 20 | 3460 | 470 | -30 ~ +85 [^] | -40 ~ +100 | Yes |
| 315-997-21 | Cold White | Colour Diffused | 12 | 20 | 7800 | *see below | -30 ~ +85 [^] | -40 ~ +100 | Yes |
| 315-501-23 | Red | Colour Diffused | 24-28 | 20 | 2700 | 660 | -40 ~ +85 [^] | -40 ~ +85 | Yes |
| 315-521-23 | Yellow | Colour Diffused | 24-28 | 20 | 6100 | 595 | -40 ~ +85 [^] | -40 ~ +100 | Yes |
| 315-532-23 | Green | Colour Diffused | 24-28 | 20 | 11600 | 525 | -30 ~ +85 [^] | -40 ~ +100 | Yes |
| 315-930-23 | Blue | Colour Diffused | 24-28 | 20 | 3460 | 470 | -30 ~ +85 [^] | -40 ~ +100 | Yes |
| 315-997-23 | Cold White | Colour Diffused | 24-28 | 20 | 7800 | *see below | -30 ~ +85 [^] | -40 ~ +100 | Yes |
| UNITS | | | Vdc | mA | mcd | nm | °C | °C | |



| 997 | *Typical emission colour cold white | | | |
|-----|-------------------------------------|-------|-------|-------|
| x | 0.296 | 0.283 | 0.330 | 0.330 |
| y | 0.276 | 0.305 | 0.360 | 0.318 |

Intensities (Iv) and colour shades of white (x,y co-ordinates) may vary between LEDs within a batch.

[^] = Products must be derated according to the derating information. Each derating graph refers to specific LEDs. Appropriate LED numbers shown. Refer to page 3.

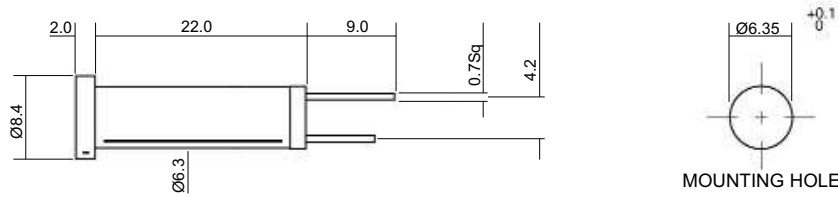
How to Order:

website: www.marl.co.uk • email: sales@marl.co.uk •

• Telephone +44 (0)1229 582430 • Fax: +44 (0)1229 585155

The information contained in this datasheet does not constitute part of any order or contract and should not be regarded as a representation relating to either products or service. Marl International reserve the right to alter without notice the specification or any conditions of supply for products or service.

315 Series



Dimensions in mm (Typical)
Not to scale

Anode termination indicated by long tag.

MATERIALS

PUSH-ON CONNECTORS

| | | | |
|------------------|--------------------------------------|--|--|
| Body | Nylon 6 | 909-000-00 is gold plated 910-000-00 is tin plated for use with 315 series. Suitable for wire sizes from 0.15mm ² to 0.38mm ² cross sectional area. Dual metal contact design provides low resistance and gas tight electrical contact. | <p>Dimensions in mm (Typical) Not to scale</p> |
| Panel Washer | Neoprene | | |
| Termination Pins | Tin on Nickel Plated Phosphor Bronze | | |
| Retaining Clip | Spring steel | | |
| Fresnel lens | Polycarbonate | | |
| Header | PTFE | | |

TECHNICAL CHARACTERISTICS

| SERIES | MAXIMUM POWER DISSIPATION | MAXIMUM REVERSE VOLTAGE | PANEL CUTOUT | MINIMUM MOUNTING CENTRES | MIN/MAX. PANEL THICKNESS |
|--------|---------------------------|-------------------------|--------------|--------------------------|--------------------------|
| 315 | 500 | 3 | 6.35 | 13.0 | 9.0 |
| UNITS | mW | Vdc | mm | mm | mm |

OPTIONAL FLYING LEAD TERMINATIONS

| ORDER CODE SUFFIX | SUPPLY VOLTAGE | WIRE COLOUR | WIRE LENGTH | NO/DIAMETER OF CONDUCTORS | DIAMETER OVER INSULATION | COMMENTS |
|-------------------|----------------|---------------------------|-------------|---------------------------|--------------------------|------------------------------|
| 13 | DC Products | Red-anode / Black-cathode | 150mm | 7/0.2mm | 1.2mm | Customised lengths available |
| 13 | AC Products | Brown-live / Blue-neutral | 150mm | | | |
| 17 | DC Products | Red-anode / Black-cathode | 1000mm | | | |
| 17 | AC Products | Brown-live / Blue-neutral | 1000mm | | | |

PROTECTION DIODE

| ORDER CODE SUFFIX | CIRCUIT | COMMENTS |
|-------------------|---------|--|
| 01 | | Available on all indicators except Bi-Colour devices and when diode test is specified. |

How to Order:

website: www.marl.co.uk • email: sales@marl.co.uk •
 • Telephone +44 (0)1229 582430 • Fax: +44 (0)1229 585155

The information contained in this datasheet does not constitute part of any order or contract and should not be regarded as a representation relating to either products or service. Marl International reserve the right to alter without notice the specification or any conditions of supply for products or service.

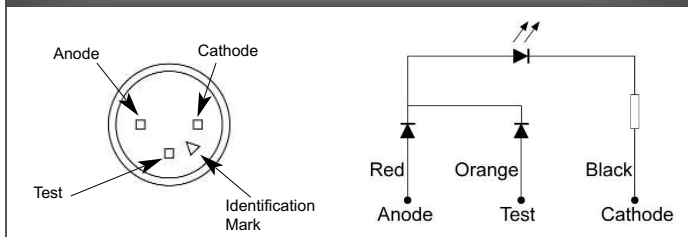


BS EN ISO 9001:2000
Approved Manufacturer

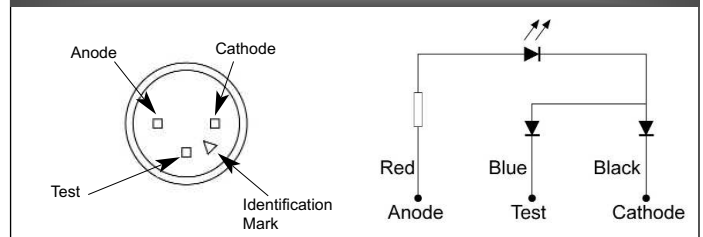
Diode Test Facility

| ORDER CODE SUFFIX | TERMINATION | CIRCUIT | COMMENTS |
|-------------------------------------|---|---------------|----------------------------------|
| 03 05 09 | 3 PINS 150mm of flying leads colours as shown 1000mm of flying leads colours as shown | TEST POSITIVE | Not available with Bi-colour LED |
| 04 06 10 | 3 PINS 150mm of flying leads colours as shown 1000mm of flying leads colours as shown | TEST NEGATIVE | |

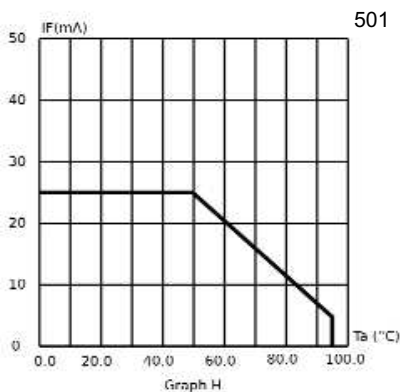
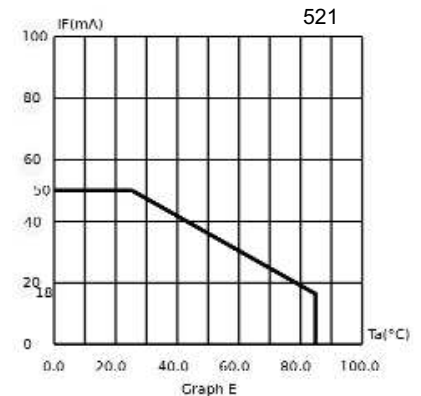
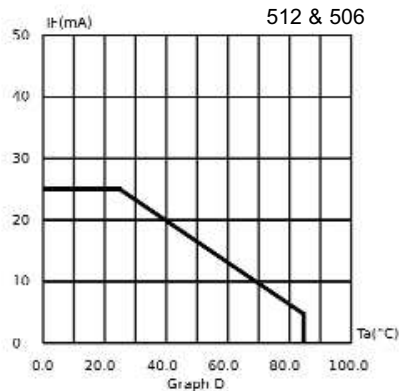
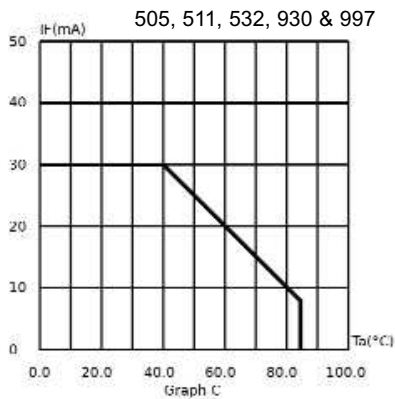
Test Positive



Test Negative



De-rating Information



How to Order:

website: www.marl.co.uk • email: sales@marl.co.uk •

• Telephone +44 (0)1229 582430 • Fax: +44 (0)1229 585155

The information contained in this datasheet does not constitute part of any order or contract and should not be regarded as a representation relating to either products or service. Marl International reserve the right to alter without notice the specification or any conditions of supply for products or service.



BS EN ISO 9001:2000
Approved Manufacturer

ALSO AVAILABLE

Part numbers also available in the 315 Series:

| PART NO. | COLOUR | VOLTAGE (Vdc) Vopr |
|---------------|--------|-----------------------|
| 315-501-04 | Red | 20mA |
| 315-501-20-13 | Red | 5/6Vdc |
| 315-501-22 | Red | 24Vdc |
| 315-501-71 | Red | 12Vac |
| 315-501-72 | Red | 24Vac |
| 315-501-73 | Red | 28Vac |
| 315-501-79 | Red | 30Vac |
| 315-502-22 | Red | 24Vdc |
| 315-502-72 | Red | 24Vac |
| 315-502-75 | Red | 110Vac |
| 315-503-20-50 | Red | 5/6Vdc |
| 315-503-21 | Red | 12Vdc |
| 315-503-22 | Red | 24Vdc |
| 315-503-22-02 | Red | 24Vdc |
| 315-505-04 | Red | 20mA |
| 315-505-22 | Red | 24Vdc |
| 315-505-22-03 | Red | 24Vdc |
| 315-505-72 | Red | 24Vac |
| 315-506-22 | Orange | 24Vdc |
| 315-509-24-03 | Yellow | 48Vdc |
| 315-509-25 | Yellow | 110Vdc |
| 315-511-04 | Yellow | 20mA |
| 315-511-22 | Yellow | 24Vdc |
| 315-511-72 | Yellow | 24Vac |
| UNITS | | |

| PART NO. | COLOUR | VOLTAGE (Vdc) Vopr |
|---------------|--------|-----------------------|
| 315-512-04 | Green | 20mA |
| 315-512-20 | Green | 5/6Vdc |
| 315-512-22 | Green | 24Vdc |
| 315-512-22-03 | Green | 24Vdc |
| 315-512-72 | Green | 24Vac |
| 315-512-75 | Green | 110Vac |
| 315-512-76-15 | Green | 230Vac |
| 315-512-76-19 | Green | 230Vac |
| 315-521-04 | Yellow | 20mA |
| 315-521-22 | Yellow | 24Vdc |
| 315-521-71 | Yellow | 12Vac |
| 315-532-04 | Green | 20mA |
| 315-532-20-13 | Green | 5/6Vdc |
| 315-532-22 | Green | 24Vdc |
| 315-532-72 | Green | 24Vac |
| 315-930-04 | Blue | 20mA |
| 315-930-22 | Blue | 24Vdc |
| 315-930-25 | Blue | 110Vdc |
| 315-997-04 | White | 20mA |
| 315-997-21-50 | White | 12Vdc |
| 315-997-22 | White | 24Vdc |
| 315-997-72 | White | 24Vac |
| 315-997-73 | White | 28Vac |
| 315-997-79 | White | 30Vac |
| UNITS | | |

The products listed above illustrate all of the options available to order. These products may have custom modifications that alter their operation beyond the generic information contained within this datasheet. Please contact sales for further information.

How to Order:

website: www.marl.co.uk • email: sales@marl.co.uk •

• Telephone +44 (0)1229 582430 • Fax: +44 (0)1229 585155

The information contained in this datasheet does not constitute part of any order or contract and should not be regarded as a representation relating to either products or service. Marl International reserve the right to alter without notice the specification or any conditions of supply for products or service.



BS EN ISO 9001:2000
Approved Manufacturer