

International
IR Rectifier

40HF(R) SERIES

STANDARD RECOVERY DIODES

Stud Version

Features

- High surge current capability
- Stud cathode and stud anode version
- Leaded version available
- Types up to 1600V V_{RRM}

40 A

Typical Applications

- Battery charges
- Converters
- Power supplies
- Machine tool controls
- Welding

Major Ratings and Characteristics

| Parameters | 40HF(R) | | Units |
|-----------------|-------------|-------------|------------------|
| | 10 to 120 | 140, 160 | |
| $I_{F(AV)}$ | 40 | 40 | A |
| @ T_C | 140 | 110 | °C |
| $I_{F(RMS)}$ | 62 | | A |
| I_{FSM} | @ 50Hz | 570 | A |
| | @ 60Hz | 595 | A |
| I^2t | @ 50Hz | 1600 | A ² s |
| | @ 60Hz | 1450 | A ² s |
| V_{RRM} range | 100 to 1200 | 1400, 1600 | V |
| T_J range | - 65 to 190 | - 65 to 160 | °C |



40HF(R) Series

Bulletin I20201 rev. C 03/04

International
 Rectifier

ELECTRICAL SPECIFICATIONS

Voltage Ratings

| Type number | Voltage Code | V_{RRM} , maximum repetitive peak reverse voltage V | V_{RSM} , maximum non-repetitive peak reverse voltage V | I_{RRM} max. @ $T_J = T_{J \text{ max.}}$ mA |
|-------------|--------------|--|--|--|
| 40HF(R) | 10 | 100 | 200 | 9 |
| | 20 | 200 | 300 | |
| | 40 | 400 | 500 | |
| | 60 | 600 | 700 | |
| | 80 | 800 | 900 | |
| | 100 | 1000 | 1100 | |
| | 120 | 1200 | 1300 | |
| | 140 | 1400 | 1500 | 4.5 |
| 160 | 1600 | 1700 | | |

Forward Conduction

| Parameter | 40HF(R) | | Units | Conditions | | |
|--|-----------|----------|-------------------|--|---------------------------|--|
| | 10 to 120 | 140, 160 | | | | |
| $I_{F(AV)}$ Max. average forward current @ Case temperature | 40 | 40 | A | 180° conduction, half sine wave | | |
| $I_{F(RMS)}$ Max. RMS forward current | 140 | 110 | °C | | | |
| $I_{F(RMS)}$ Max. RMS forward current | 62 | | A | | | |
| I_{FSM} Max. peak, one-cycle forward, non-repetitive surge current | 570 | | A | t = 10ms | No voltage reappplied | Sinusoidal half wave, Initial $T_J = T_{J \text{ max.}}$ |
| | 595 | | | t = 8.3ms | reappplied | |
| | 480 | | | t = 10ms | 100% V_{RRM} reappplied | |
| | 500 | | | t = 8.3ms | reappplied | |
| I^2t Maximum I^2t for fusing | 1600 | | A ² s | t = 10ms | No voltage reappplied | |
| | 1450 | | | t = 8.3ms | reappplied | |
| | 1150 | | | t = 10ms | 100% V_{RRM} reappplied | |
| | 1050 | | | t = 8.3ms | reappplied | |
| I^2vt Maximum I^2vt for fusing | 16000 | | A ² /s | t = 0.1 to 10ms, no voltage reappplied | | |
| $V_{F(TO)}$ Value of threshold voltage (up to 1200V) | 0.65 | | V | $T_J = T_{J \text{ max.}}$ | | |
| $V_{F(TO)}$ Value of threshold voltage (for 1400V, 1600V) | 0.76 | | V | $T_J = T_{J \text{ max.}}$ | | |
| r_f Value of forward slope resistance (up to 1200V) | 4.29 | | mΩ | $T_J = T_{J \text{ max.}}$ | | |
| r_f Value of forward slope resistance (for 1400V, 1600V) | 3.8 | | | $T_J = T_{J \text{ max.}}$ | | |
| V_{FM} Max. forward voltage drop | 1.30 | 1.50 | V | $I_{pk} = 125A, T_J = 25^\circ C, t_p = 400\mu s$ rectangular wave | | |

Thermal and Mechanical Specifications

| Parameter | 40HF(R) | | Units | Conditions |
|---|----------------|------------|----------|--|
| | 10 to 120 | 140 to 160 | | |
| T _J Max. junction operating temperature range | -65 to 190 | -65 to 160 | °C | |
| T _{stg} Max. storage temperature range | -65 to 190 | -65 to 160 | | |
| R _{thJC} Max. thermal resistance, junction to case | 0.95 | | K/W | DC operation |
| R _{thCS} Max. thermal resistance, case to heatsink | 0.25 | | | Mounting surface, smooth, flat and greased |
| T Max. allowed mounting torque ±10% | 2.3 - 3.4 | | Nm | Not lubricated threads |
| | 20 - 30 | | lbf · in | |
| wt Approximate weight | 17 (0.6) | | g (oz) | unleaded device |
| Case style | DO-203AB (DO5) | | | See Outline Table |

ΔR_{thJC} Conduction

(The following table shows the increment of thermal resistance R_{thJC} when devices operate at different conduction angles than DC)

| Conduction angle | Sinusoidal conduction | Rectangular conduction | Units | Conditions |
|------------------|-----------------------|------------------------|-------|--------------------------------------|
| 180° | 0.14 | 0.10 | K/W | T _J = T _J max. |
| 120° | 0.16 | 0.17 | | |
| 90° | 0.21 | 0.22 | | |
| 60° | 0.30 | 0.31 | | |
| 30° | 0.50 | 0.50 | | |

Ordering Information Table

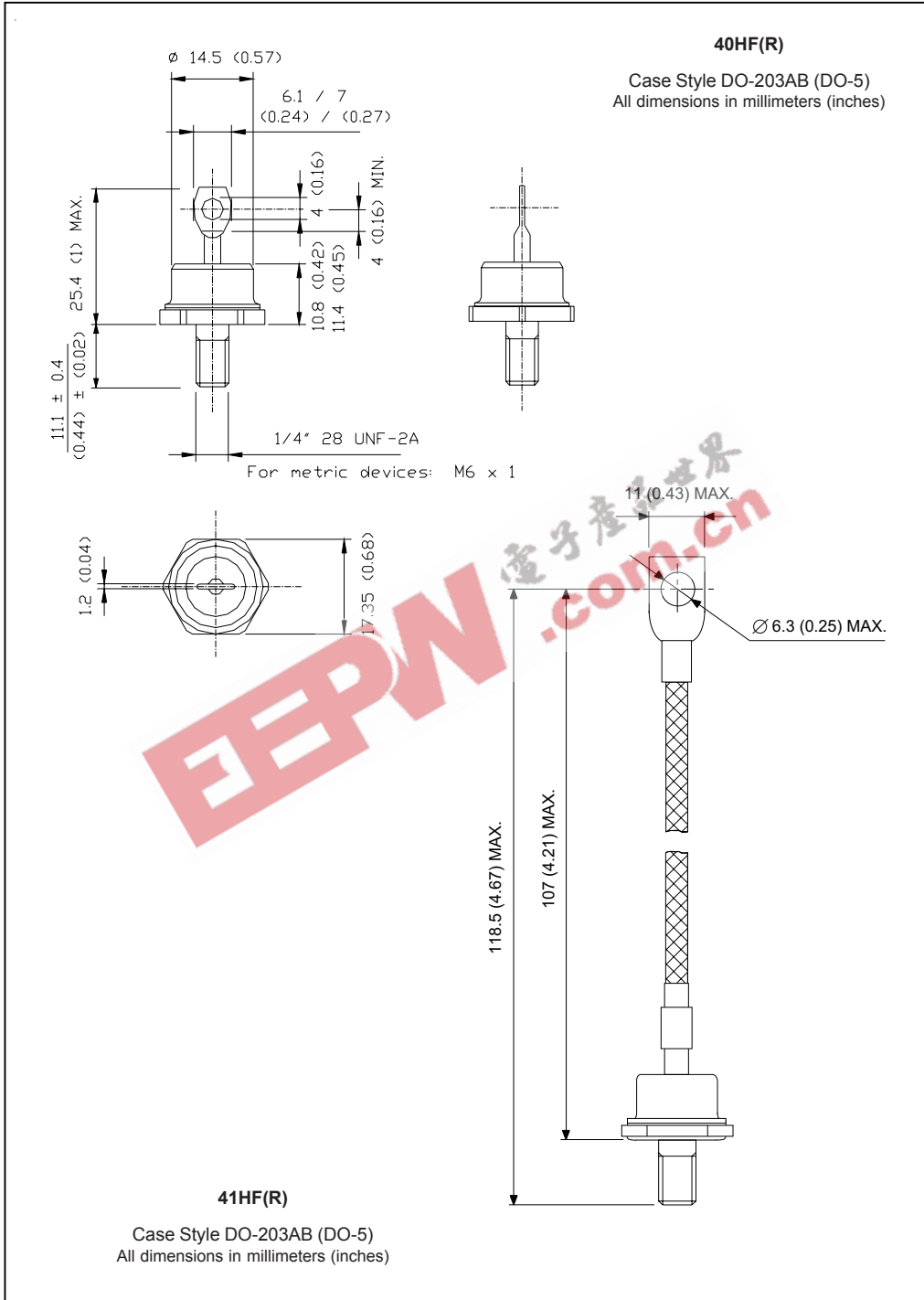
| Device Code | | | | |
|-------------|---|---|-----|---|
| 40 | HF | R | 160 | M |
| ① | ② | ③ | ④ | ⑤ |
| 1 | - 40 = Standard device 41 = Not isolated lead 42 = Isolated lead with silicone sleeve (Red = Reverse polarity) (Blue = Normal polarity) | | | |
| 2 | - Standard diode | | | |
| 3 | - None = Stud Normal Polarity (Cathode to Stud) R = Stud Reverse Polarity (Anode to Stud) | | | |
| 4 | - Voltage code: Code x 10 = V _{RRM} (See Voltage Ratings table) | | | |
| 5 | - None = Stud base DO-203AB (DO-5) 1/4" 28UNF-2A M = Stud base DO-203AB (DO-5) M6 X 1 | | | |

40HF(R) Series

Bulletin I20201 rev. C 03/04

International
IRF Rectifier

Outlines Table



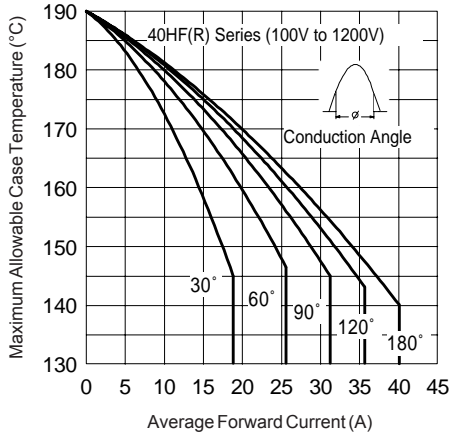


Fig. 1 - Current Ratings Characteristics

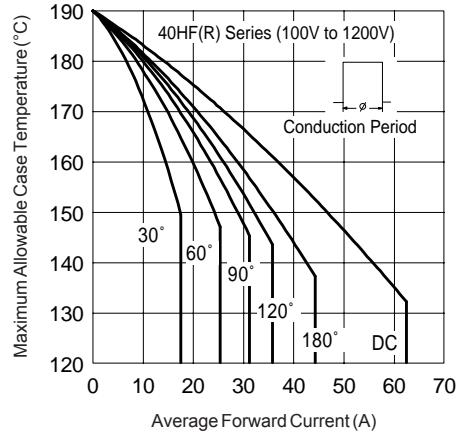


Fig. 2 - Current Ratings Characteristics

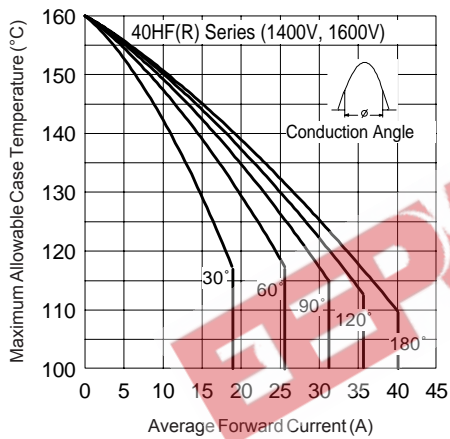


Fig. 3 - Current Ratings Characteristics

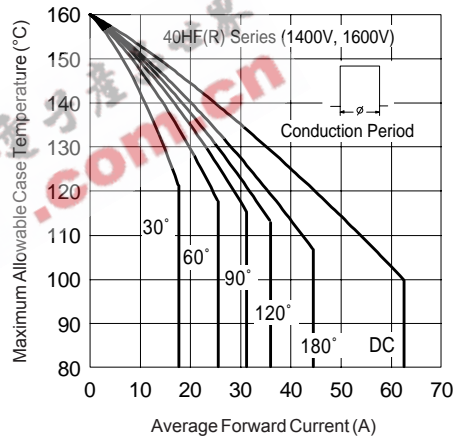


Fig. 4 - Current Ratings Characteristics

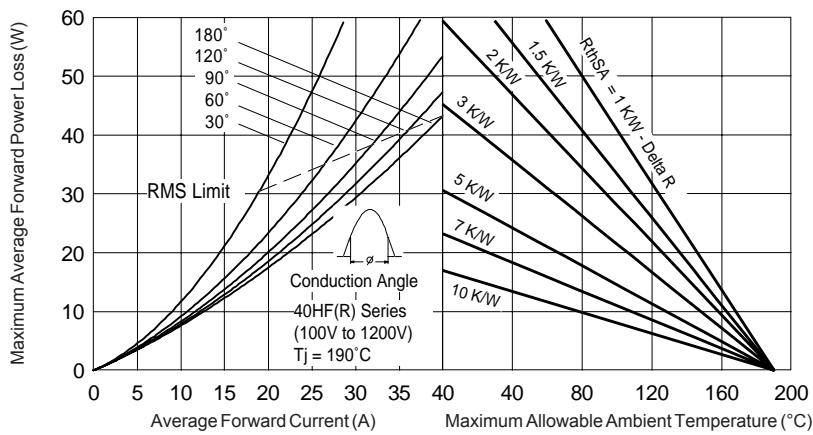


Fig. 5 - Forward Power Loss Characteristics

40HF(R) Series

Bulletin I20201 rev. C 03/04

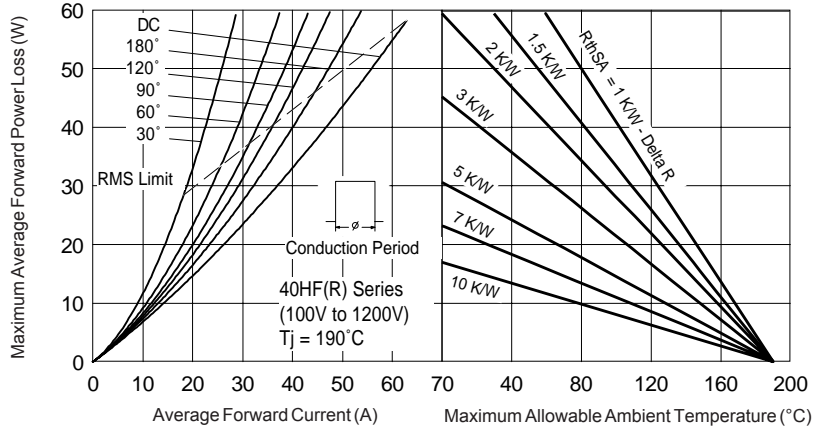


Fig. 6 - Forward Power Loss Characteristics

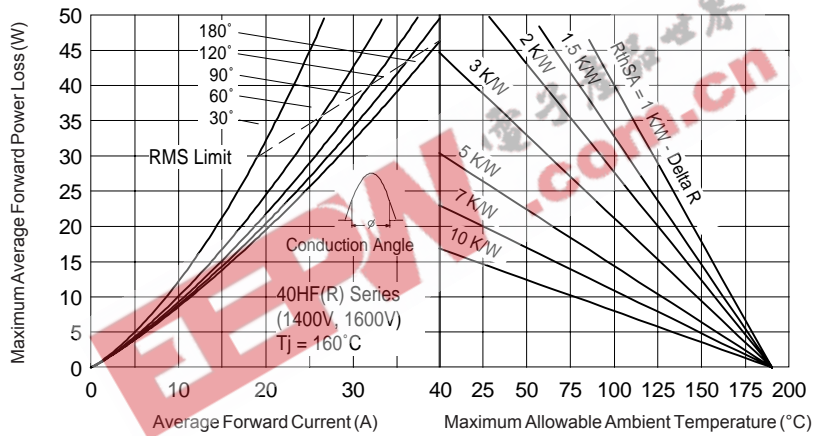


Fig. 7 - Forward Power Loss Characteristics

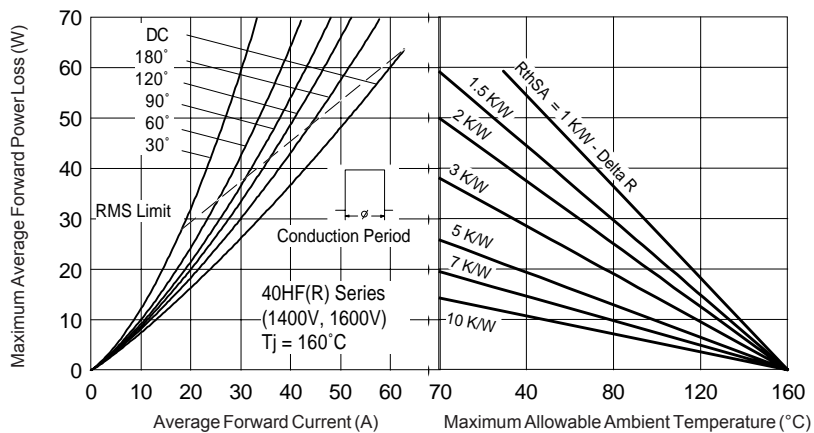


Fig. 8 - Forward Power Loss Characteristics

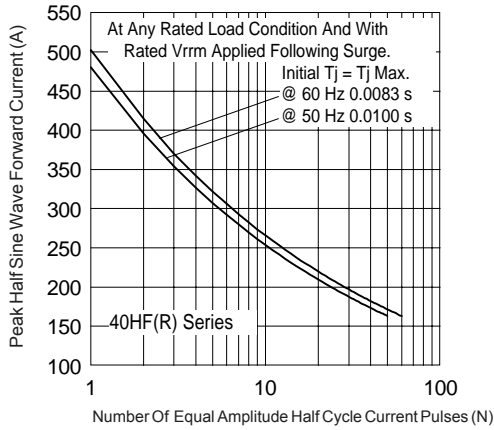


Fig. 9 - Maximum Non-Repetitive Surge Current

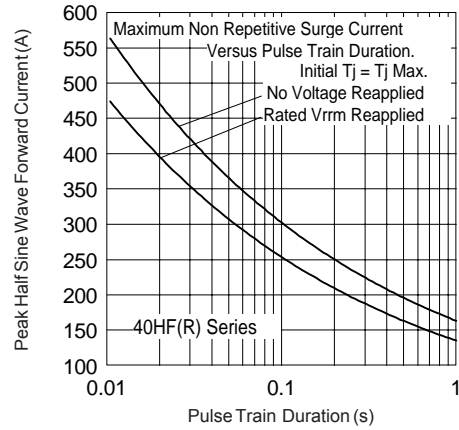


Fig. 10 - Maximum Non-Repetitive Surge Current

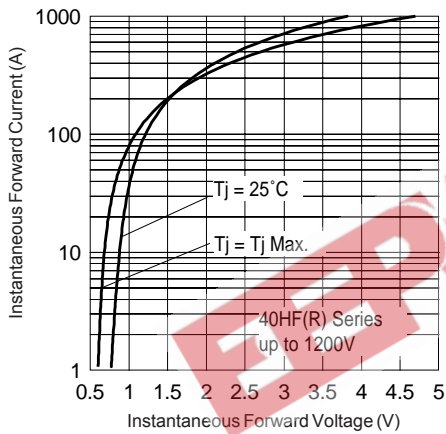


Fig. 11 - Forward Voltage Drop Characteristics (up to 1200V)

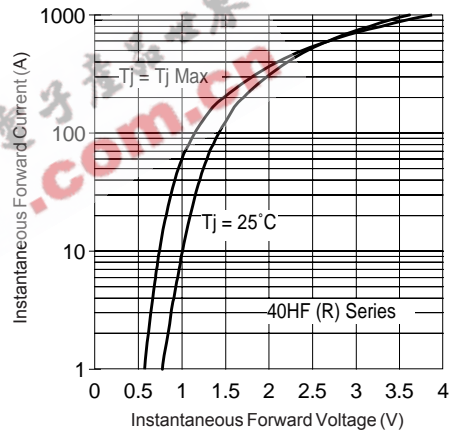


Fig. 12 - Forward Voltage Drop Characteristics (for 1400V, 1600V)

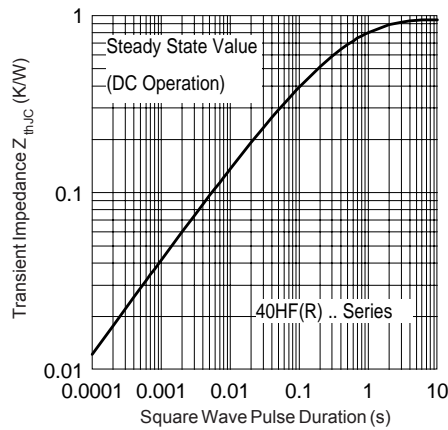


Fig. 13 - Thermal Impedance $Z_{th,JC}$ Characteristics

40HF(R) Series

Bulletin I20201 rev. C 03/04

International
IR Rectifier

EEPW 电子产品世界
.com.cn

Data and specifications subject to change without notice.
This product has been designed and qualified for Industrial Level.
Qualification Standards can be found on IR's Web site.

International
IR Rectifier

IR WORLD HEADQUARTERS: 233 Kansas St., El Segundo, California 90245, USA Tel: (310) 252-7105
TAC Fax: (310) 252-7309
Visit us at www.irf.com for sales contact information. 03/04