


Technical Data Sheet

Dome POWER LED

40-01/B4C-AJMB

Features

- . High Flux Output.
- . Low Profile.
- . Low Thermal Resistance.
- . Low Power Consumption.
- . The product itself will remain within RoHS compliant version.
- . ESD-withstand voltage: up to 4KV.



Descriptions

This revolutionary package design allows the light designer to reduce the number of LEDs required and provide a more uniform and unique illuminated appearance than with other LED solutions. This is possible through the efficient optical package design and high-current capabilities.

The low profile package can be easily coupled with reflectors or lenses to efficiently distribute light and provide the desired light appearance.

Applications

- . Automotive Exterior Lighting
- . Electronic Signs and Signals
- . Channel Letter
- . Special Lighting application

Device Selection Guide

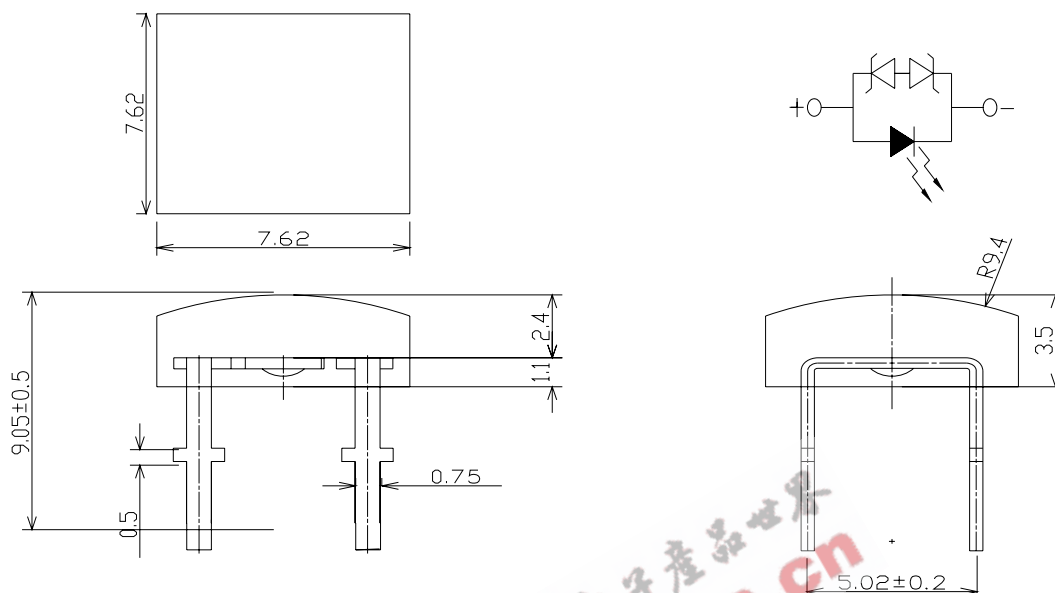
| PART NO. | Chip | | Lens Color |
|----------------|----------|---------------|-------------|
| | Material | Emitted Color | |
| 40-01/B4C-AJMB | InGaN | Blue | Water Clear |

Technical Data Sheet

Dome POWER LED

40-01/B4C-AJMB

Package Dimensions



- Notes:**
- 1.All dimensions are in millimeters
 - 2.An epoxy meniscus may extend about 1.5mm(0.059") down the leads
 - 3.Tolerances unless dimensions $\pm 0.25\text{mm}$

Absolute Maximum Ratings ($T_a=25^\circ\text{C}$)

| Parameter | Symbol | Rating | Units |
|--|-----------|-----------------|------------------|
| Continuous Forward Current | I_F | 30 | mA |
| Peak Forward Current(Duty 1/10 @ 1KHZ) | I_{FP} | 100 | mA |
| Reverse Voltage | V_R | 5 | V |
| Operating Temperature | T_{opr} | $-40 \sim +85$ | $^\circ\text{C}$ |
| Storage Temperature | T_{stg} | $-40 \sim +100$ | $^\circ\text{C}$ |
| Soldering Temperature($T=5$ sec) | T_{sol} | 260 ± 5 | $^\circ\text{C}$ |
| Power Dissipation | P_d | 100 | mW |
| Zener Reverse Current | I_Z | 100 | mA |
| Electrostatic Discharge | ESD | 4K | V |

Technical Data Sheet

Dome POWER LED

40-01/B4C-AJMB

Electro-Optical Characteristics (Ta=25°C)

| Parameter | Symbol | Min. | Typ. | Max. | Condition | Unit |
|------------------------------|-----------------|------|------|------|------------|---------|
| Total Flux | Φ_v | 900 | 1425 | 2250 | $I_F=30mA$ | mlm |
| Viewing Angle | $2\theta_{1/2}$ | ---- | 120 | ---- | $I_F=30mA$ | deg |
| Peak Wavelength | λ_p | ---- | 468 | ---- | $I_F=30mA$ | nm |
| Dominant Wavelength | λ_d | 464 | 470 | 476 | $I_F=30mA$ | nm |
| Spectrum Radiation Bandwidth | $\Delta\lambda$ | ---- | 35 | ---- | $I_F=30mA$ | nm |
| Forward Voltage | V_F | 3.0 | 3.5 | 4.0 | $I_F=30mA$ | V |
| Reverse Current | I_R | ---- | ---- | 10 | $V_R=5V$ | μA |
| Zener Reverse Voltage | V_Z | 5.2 | ---- | ---- | $I_Z=5mA$ | V |

Rank

40-01/B4C-AJMB

(1)

(2)

(3)

| (1) $V_F(V)$ | | | (2) λ_d | | | (3) $\Phi_v(mlm)$ | | |
|--------------|------|------|-----------------|------|------|-------------------|------|------|
| Bin. | Min. | Max. | Bin. | Min. | Max. | Bin. | Min. | Max. |
| 1 | 3.00 | 3.20 | 3 | 464 | 468 | J | 900 | 1125 |
| 2 | 3.20 | 3.40 | 4 | 468 | 472 | K | 1125 | 1425 |
| 3 | 3.40 | 3.60 | 5 | 472 | 476 | L | 1425 | 1800 |
| 4 | 3.60 | 3.80 | | | | M | 1800 | 2250 |
| 5 | 3.80 | 4.00 | | | | | | |

*Measurement Uncertainty of Forward Voltage : $\pm 0.1V$

*Measurement Uncertainty of Luminous Intensity: $\pm 15\%$

*Measurement Uncertainty of Dominant Wavelength $\pm 1.0nm$

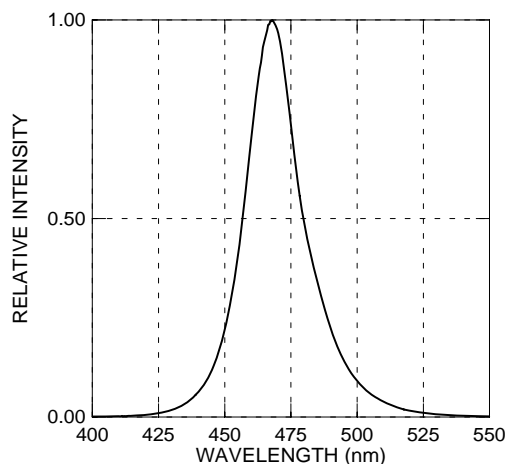
Technical Data Sheet

Dome POWER LED

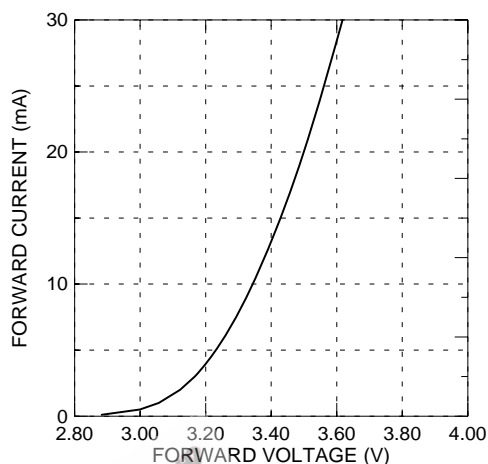
40-01/B4C-AJMB

Typical Electro-Optical Characteristics Curves

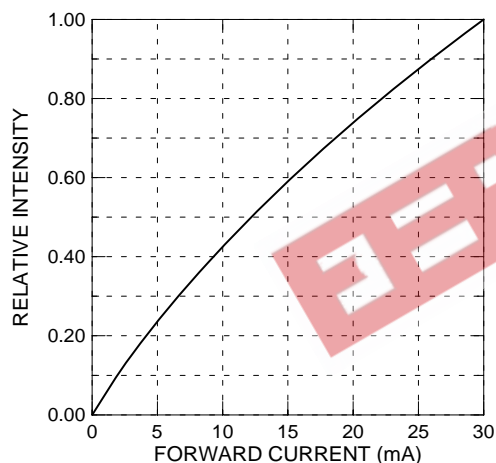
Relative Intensity vs. Wavelength



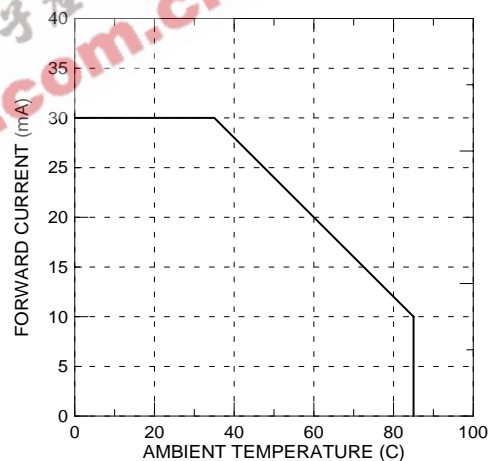
Forward Current vs. Forward Voltage



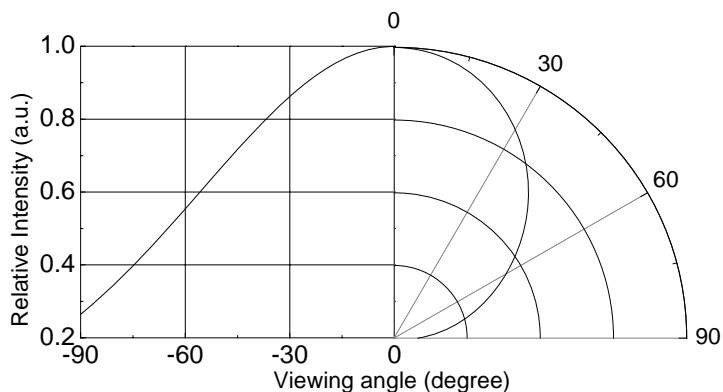
Relative Intensity vs. Forward Current



Forward Current vs. Ambient Temp.



Relative Intensity vs. Displacement Angle



Technical Data Sheet

Dome POWER LED


40-01/B4C-AJMB

Packing Quantity Specification






- (1) 60 pcs/1 tube, 30 tubes/1 small inside box, 12 small inside boxes/1 outside box
- (2) 60 pcs/1 tube, 105 tubes/1 big inside box, 4 big inside boxes/1 outside box

Label Form Specification

(1) Tube Label Form

| | | |
|---|--------------------------------|----------------|
|  | PART NO: 40-01/B4C-AJMB | QTY: 60 |
| | LOT NO: | CAT: |

(2) Box Label Form

| | |
|---|---|
|  | |
| CPN: | |
| P/N: | |
|  | |
| 40-01/B4C-AJMB |  |
| QTY : | CAT: |
|  | HUE: |
| LOT NO : | REF: |
|  | |
| MADE IN TAIWAN | |

PART NO: Everlight's Production Number

QTY: Packing Quantity

LOT NO: Lot Number

CAT: Ranks of Forward Voltage, Dominant Wavelength and Total Flux

CPN: Customer's Production Number

P/N : Production Number

HUE: Reference

REF: Reference

MADE IN TAIWAN: Production Place

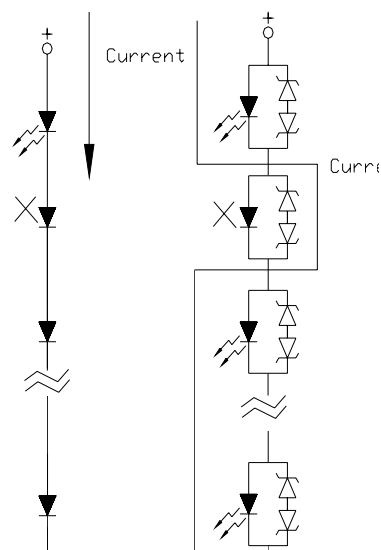
Technical Data Sheet

Dome POWER LED

40-01/B4C-AJMB

Notes

1. Above specification may be changed without notice. EVERLIGHT will reserve authority on material change for above specification.
2. When using this product, please observe the absolute maximum ratings and the instructions for using outlined in these specification sheets. EVERLIGHT assumes no responsibility for any damage resulting from use of the product which does not comply with the absolute maximum ratings and the instructions included in these specification sheets.
3. These specification sheets include materials protected under copyright of EVERLIGHT corporation. Please don't reproduce or cause anyone to reproduce them without EVERLIGHT's consent.
4. Below the zener reference voltage V_z , all the current flows through LED and as the voltage rises to V_z , the zener diode "breakdown." If the voltage tries to rise above V_z current flows through the zener branch to keep the voltage at exactly V_z .
5. When the LED is connected using serial circuit, if either piece of LED is no light up but current can't flow through causing others to light down. In new design, the LED is parallel with zener diode. if either piece of LED is no light up but current can flow through causing others to light.



Technical Data Sheet

Dome POWER LED

40-01/B4C-AJMB

6. Soldering Condition

Careful attention should be paid during soldering. When soldering, leave more than 3mm from solder joint to case, and soldering beyond the base of the tie bar is recommended.

Avoiding applying any stress to the lead frame while the LEDs are at high temperature particularly when soldering.

Recommended soldering conditions:

| Hand Soldering | | DIP Soldering | |
|----------------------|-------------------------------------|---------------|--------------------------|
| Temp. at tip of iron | 400°C Max. (30W Max.) | Preheat temp. | 100°C Max. (60 sec Max.) |
| Soldering time | 3 sec Max. | Bath temp. | 265 Max. |
| Distance | 3mm Min.(From solder joint to case) | Bath time. | 5 sec Max. |
| | | Distance | 3mm Min. |

EVERLIGHT ELECTRONICS CO., LTD.
Office: No 25, Lane 76, Sec 3, Chung Yang Rd,
Tucheng, Taipei 236, Taiwan, R.O.C

Tel: 886-2-2267-2000, 2267-9936
Fax: 886-2267-6244, 2267-6189, 2267-6306
<http://www.everlight.com>