



## Features

- Lead free versions available (see How to Order "Termination" option)
- RoHS compliant (lead free version)\*
- Low profile provides compatibility with DIPs
- Also available in medium profile (4300S - .250") and high profile (4300K - .350")

- Marking on contrasting background
- Custom circuits available per factory

## 4300T, S, K Series - Thin Film Molded SIP

### Product Characteristics

#### Resistance Range

Bussed .....49.9 to 100K ohms  
Isolated .....20 to 200K ohms  
Series .....20 to 100K ohms

#### Resistance Tolerance

.....±0.1 %, ±0.5 %, ±1 %

#### Temperature Coefficient

.....±100 ppm/°C, ±50 ppm/°C,  
±25 ppm/°C

#### Temperature Range

.....-55 °C to +125 °C

#### Insulation Resistance

.....10,000 megohms minimum

#### TCR Tracking

.....±5 ppm/°C

#### Maximum Operating Voltage

.....50 V

### Environmental Characteristics

#### Thermal Shock and

Power Conditioning ..... 0.1 %

Short Time Overload ..... 0.1 %

Terminal Strength ..... 0.25 %

Resistance to Soldering Heat ..... 0.1 %

Moisture Resistance ..... 0.1 %

Life ..... 0.50 %

### Physical Characteristics

#### Body Material Flammability

.....Conforms to UL94V-0

#### Lead Frame Material


.....Copper, solder coated

#### Body Material

.....Novolac epoxy

### How To Order

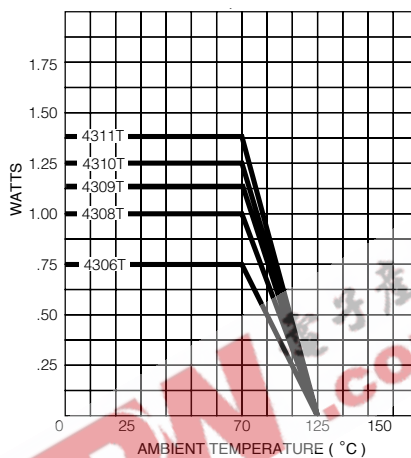
43 11 T - 101 - 2222 F A B



Consult factory for other available options.

### Package Power Temp. Derating Curve

(Low Profile, 4300T)



### Package Power Ratings at 70°C

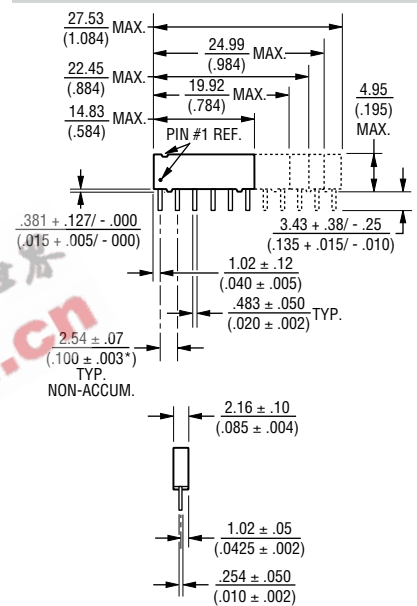
Model	T	S	K
4304	0.60	0.80	watts
4306	0.75	0.90	watts
4308	1.00	1.20	watts
4309	1.13		watts
4310	1.25	1.50	watts
4311	1.38		watts

### Typical Part Marking

Represents total content. Layout may vary.



### Product Dimensions



Governing dimensions are in metric. Dimensions in parentheses are inches and are approximate.

\*Terminal centerline to centerline measurements made at point of emergence of the lead from the body.

For information on thin film applications, download Bourns' Thin Film Application Note.

# 4300T, S, K Series - Thin Film Molded SIP BOURNS®

### Isolated Resistors (102 Circuit) Available in 6, 8, 10 Pin



These models incorporate 3, 4, or 5 isolated thin-film resistors of equal value, each connected between a separate pin.

Power Rating per Resistor	
T .....	0.18 watt
S .....	0.20 watt
K .....	0.25 watt
Resistance Range...	20 to 200K ohms

### Bussed Resistors (101 Circuit) Available in 6, 8, 9, 10, 11 Pin



These models incorporate 5, 7, 8, 9, or 10 thin-film resistors of equal value, each connected between a separate pin.

Power Rating per Resistor	
T .....	0.10 watt
S .....	0.12 watt
K .....	0.15 watt
Resistance Range...	49.9 to 100K ohms

### Series Circuit (106 Circuit) Available in 6, 8, 9, 10, 11 Pin



These models incorporate 5, 7, 8, 9, or 10 thin-film resistors of equal value, each connected in a series.

Power Rating per Resistor	
T .....	0.10 watt
S .....	0.12 watt
K .....	0.15 watt
Resistance Range.....	20 to 100K ohms