



Features

- Lead free versions available (see How to Order "Termination" option)
- RoHS compliant (lead free version)*
- Low profile provides compatibility with DIPs
- Also available in medium profile (4300S - .250") and high profile (4300K - .350")

- Marking on contrasting background
- Custom circuits available per factory

4300T, S, K Series - Thin Film Molded SIP

Product Characteristics

Resistance Range

Bussed49.9 to 100K ohms
Isolated20 to 200K ohms
Series20 to 100K ohms

Resistance Tolerance

.....±0.1 %, ±0.5 %, ±1 %

Temperature Coefficient

.....±100 ppm/°C, ±50 ppm/°C,
±25 ppm/°C

Temperature Range

.....-55 °C to +125 °C

Insulation Resistance

..... 10,000 megohms minimum

TCR Tracking

.....±5 ppm/°C

Maximum Operating Voltage

.....50 V

Environmental Characteristics

Thermal Shock and

Power Conditioning 0.1 %

Short Time Overload 0.1 %

Terminal Strength 0.25 %

Resistance to Soldering Heat 0.1 %

Moisture Resistance 0.1 %

Life 0.50 %

Physical Characteristics

Body Material Flammability

.....Conforms to UL94V-0

Lead Frame Material

.....Copper, solder coated

Body Material

.....Novolac epoxy

How To Order

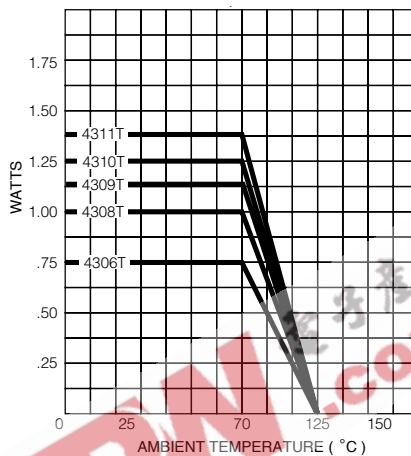
43 11 T - 101 - 2222 F A B

| | |
|--|-------------------|
| Model (43 = Molded SIP) | |
| Number of Pins | |
| Physical Config. | |
| • T = Low Profile Thin Film | |
| • S = Med. Profile Thin Film | |
| • K = High Profile Thin Film | |
| Electrical Configuration | |
| • 101 = Bussed | |
| • 102 = Isolated | |
| • 106 = Series | |
| Resistance Code | |
| • First 3 digits are significant | |
| • Fourth digit represents the number of zeros to follow. | |
| Absolute Tolerance Code | |
| • B = ±0.1 % | • F = ±1 % |
| • D = ±0.5 % | |
| Temperature Coefficient Code | |
| • A = ±100ppm/°C | • C = ±25ppm/°C |
| • B = ±50ppm/°C | |
| Ratio Tolerance (Optional) | |
| • A = ±0.05% to R1 | • D = ±0.5% to R1 |
| • B = ±0.1% to R1 | |
| Terminations | |
| • L = Tin-plated (lead free) | |
| • Blank = Tin/Lead-plated | |

Consult factory for other available options.

Package Power Temp. Derating Curve

(Low Profile, 4300T)



Package Power Ratings at 70°C

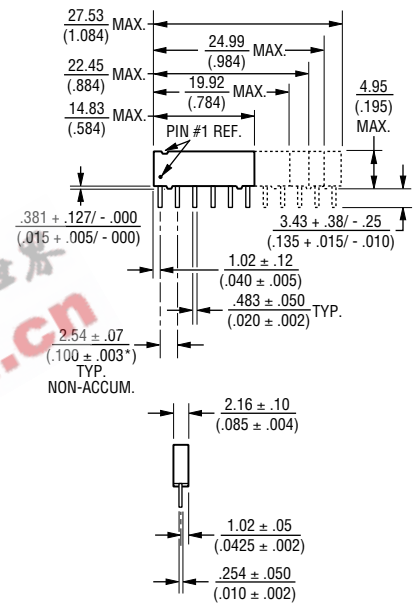
| Model | T | S | K |
|-------|------|------|-------|
| 4304 | 0.60 | 0.80 | watts |
| 4306 | 0.75 | 0.90 | watts |
| 4308 | 1.00 | 1.20 | watts |
| 4309 | 1.13 | | watts |
| 4310 | 1.25 | 1.50 | watts |
| 4311 | 1.38 | | watts |

Typical Part Marking

Represents total content. Layout may vary.



Product Dimensions



Governing dimensions are in metric. Dimensions in parentheses are inches and are approximate.

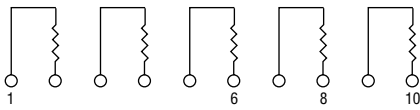
*Terminal centerline to centerline measurements made at point of emergence of the lead from the body.

For information on thin film applications, download Bourns' Thin Film Application Note.

4300T, S, K Series - Thin Film Molded SIP

BOURNS®

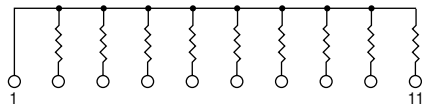
Isolated Resistors (102 Circuit) Available in 6, 8, 10 Pin



These models incorporate 3, 4, or 5 isolated thin-film resistors of equal value, each connected between a separate pin.

| Power Rating per Resistor | |
|---------------------------|-----------------|
| T | 0.18 watt |
| S | 0.20 watt |
| K | 0.25 watt |
| Resistance Range... | 20 to 200K ohms |

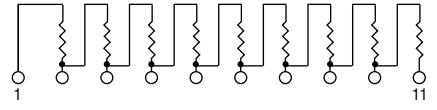
Bussed Resistors (101 Circuit) Available in 6, 8, 9, 10, 11 Pin



These models incorporate 5, 7, 8, 9, or 10 thin-film resistors of equal value, each connected between a separate pin.

| Power Rating per Resistor | |
|---------------------------|-------------------|
| T | 0.10 watt |
| S | 0.12 watt |
| K | 0.15 watt |
| Resistance Range... | 49.9 to 100K ohms |

Series Circuit (106 Circuit) Available in 6, 8, 9, 10, 11 Pin



These models incorporate 5, 7, 8, 9, or 10 thin-film resistors of equal value, each connected in a series.

| Power Rating per Resistor | |
|---------------------------|-----------------|
| T | 0.10 watt |
| S | 0.12 watt |
| K | 0.15 watt |
| Resistance Range..... | 20 to 100K ohms |