

Hercules Encoders

Series 4000HR

Heavy Duty Incremental Rotary Shaft Encoder

- Enclosure: Slimline - 3"x 3" x 1 1/2" Space-Saver
- NEMA 12/13 or NEMA 4 type Sealing - Flush or Flanged Base Styles
- Inherently Anti-Jitter Circuitry, Shatterproof Code Disks
- Internally and Externally shielded ABEC 5 Stainless Steel Bearings, Mounted Internally
- Low Supply Current Requirement - 50 milliamps typical per encoder, maximum of 80 mA
- Operating Voltage Flexibility - 8 to 28 Vdc or 5 Vdc Output, 5V or 8-15V with Line Driver
- Operating Temperature Rating designed for extremes, from -40° to +85°C (-40° to +185°F)

Specifications

Mechanical

Shaft Speed	1500 RPM maximum
Shaft Direction	Bidirectional
Standard Shaft Sizes (Dia.)	.2497", .3747", .4997"
Shaft Extension(s)	0.80" with .50 x .05" flat
Shaft Seals	Neoprene or PTFE Options
Mounting	Refer to dimensional drawings
Bearings	ABEC 5 Shielded
Radial Loading	(3/8") 30 lbs. Operating (1/2") 70 lbs. Operating
Axial Loading	(3/8") 15 lbs. Operating (1/2") 35 lbs. Operating
Accuracy	+0.1° of Shaft Rotation Typical
Housing	Black Anodized Aluminum
Weight	Standard: 17 oz, Sealed: 26 oz
Connector	6 Pin MS3102 or 18" Cable Out

Electrical

Pulse Rate	10 kHz , up to 125 kHz
Outputs	NPN w/ pullup; NPN open collector; PNP sourcing Line Driver (5 Vdc/TTL level, 8 to 15 Vdc) All line drivers have complementary outputs
Output Ratings	
Open Collector Transistor	40 Vdc maximum
Line Drivers 8-15 Vdc	15 Vdc maximum
5 Vdc TTL	5.5 Vdc maximum
Supply Voltage	8 to 28 Vdc 5 Vdc with 5V TTL level output
Supply Current	50 mA typical, 80 mA maximum
Current Sinking	250 mA maximum
Output Duty Cycle	50/50 w/ ±20% typical tolerance Tighter to ±5% by spec
Pulsed Outputs	5-10 µsec or 25-35 µsec
Rise/Fall Times	1 µsec typical, other options available
See Wiring Diagrams for Pin Outs	

Environmental

Operating Temp.	-40° to + 85° C (-40° to + 185° F)
Shock	50 g's for 11 Milliseconds
Vibration	5 to 2000 Hertz at 20 g's
Humidity	100% Relative Humidity
Enclosures (Sealed)	NEMA 4 type — Water-tight
(Std)	NEMA 12/13 equiv. — Dust-, Oil-Tight

Electrical Connections

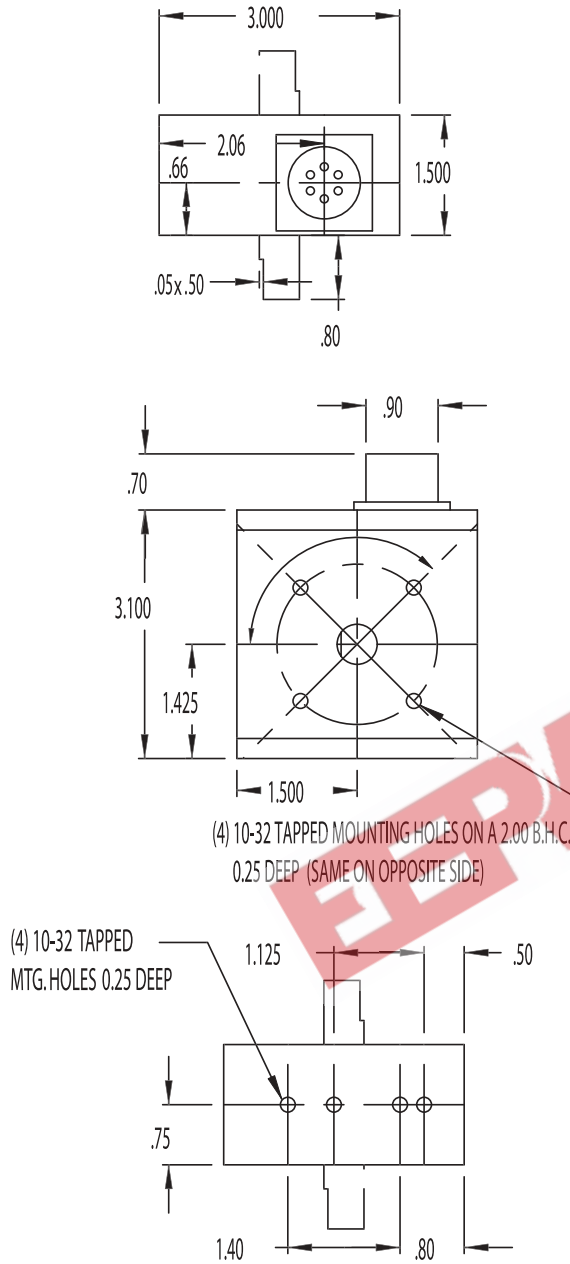
Function	Pin	Color
+V	B	Red
Common	A	Black
Channel A	D	Blue
Channel B	E	Brown
Channel \bar{A}	C	White
Channel \bar{B}	F	Green

For the latest specifications visit our website
www.herculesencoders.com

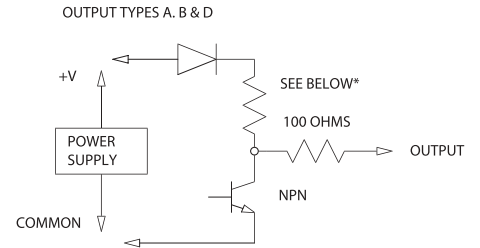


Dimensional Drawings

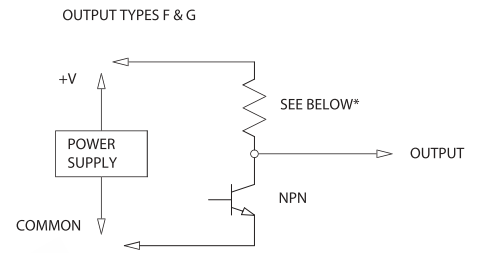
Series 4000HR Standard *call for sealed dimensions*



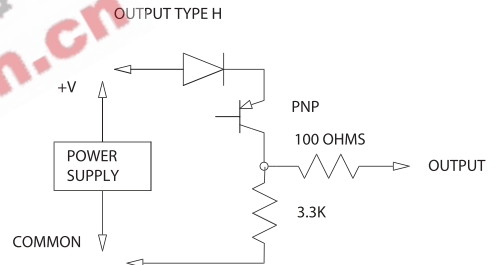
Wire Drawings



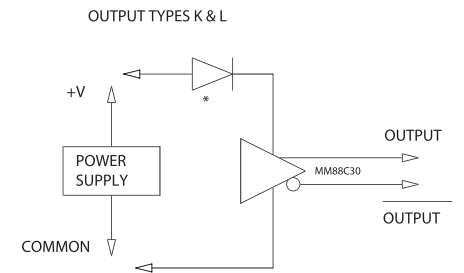
+8 to +28Vdc *Maximum of 18Vdc for "D" output
*3.3K pullup on "A", Not installed on "B", 1.5K on "D"



+5 Vdc
*3.3K Pullup on "F", Not installed on "G"



+8 TO +28Vdc



+8 TO +15Vdc on "L", +5V on "K"
*Only installed on "L"

Ordering Information

Series	4	X	X	X	—	X	X	4096
Shaft Diameter	1=1/4" (0.2497")	3=3/8" (0.3747)	4=1/2" (0.4997)					
Shaft Extension	1=Single	2=Double						
Encoder Type								
Mounting Type								
Channel Outputs								
PPR (Pulses per Revolution)								
Channel Types								