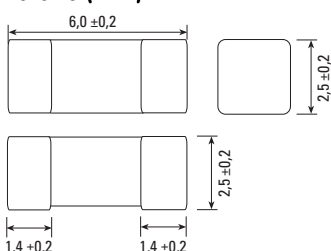


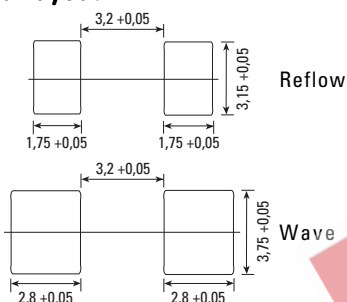
## SMQ / No. 417/418 UL 248-14, 125V, F



### Dimensions (mm)



### Pad Layout



### Limits for Pre-arcing Time

Rated Current	$2.0 \times I_{\text{Rated}}$	$2.0 \times I_{\text{Rated}}$
400mA ... 10.00A	< 60s	< 5s

### Time-Current Characteristic

Quick Acting (F)

### Standard

UL 248-14  
CSA C22.2 No. 248.14

### Approvals

UL Recognized: File No. E 67006  
CSA Certified: File No. LR 702775

### Features

Flame resistant ceramic housing  
For line or low voltage applications  
Low voltage drop  
Internationally approved

### WebLinks

#### Data Sheet

[www.wickmann.com/products/417.pdf](http://www.wickmann.com/products/417.pdf)

#### Approval Certificates

[www.wickmann.com/approvals](http://www.wickmann.com/approvals)

#### Time-Current Curve

Page 70  
[www.wickmann.com/itcurves](http://www.wickmann.com/itcurves)

#### Packaging

Page 118  
[www.wickmann.com/pack](http://www.wickmann.com/pack)

#### FaxBack Document # 325

## Specifications

### Packaging

000: Blister Tape (1000 pcs.)

### Materials

Housing: Ceramic  
Element: Wire  
Terminals: Copper alloy, tin plated

### Operating Temperature

-55°C to +125°C (consider de-rating)

### Stock Conditions

+10°C to +60°C  
relative humidity ≤ 75% yearly average,  
without dew, maximum value for 30 days-95%

### Vibration Resistance

2 hrs. in each axis  
10 - 55 - 10Hz at 1.5mm amplitude

### Solderability

235°C, 3 sec. (IEC 60068-2-58)

### Soldering Heat Resistance

260°C, 10 sec. (IEC 60068-2-58)

### Minimum Cross Section, Copper

Conducting path - 0.1mm<sup>2</sup> (417) / 0.2mm<sup>2</sup> (418)  
Path thickness - 0.035mm (417) / 0.07mm (418)

### Mounting

Solder the fuse with the marked side facing up  
Avoid circuit traces below the fuse

### Marking

, Current Rating

### Unit Weight

0.23g (approx.)

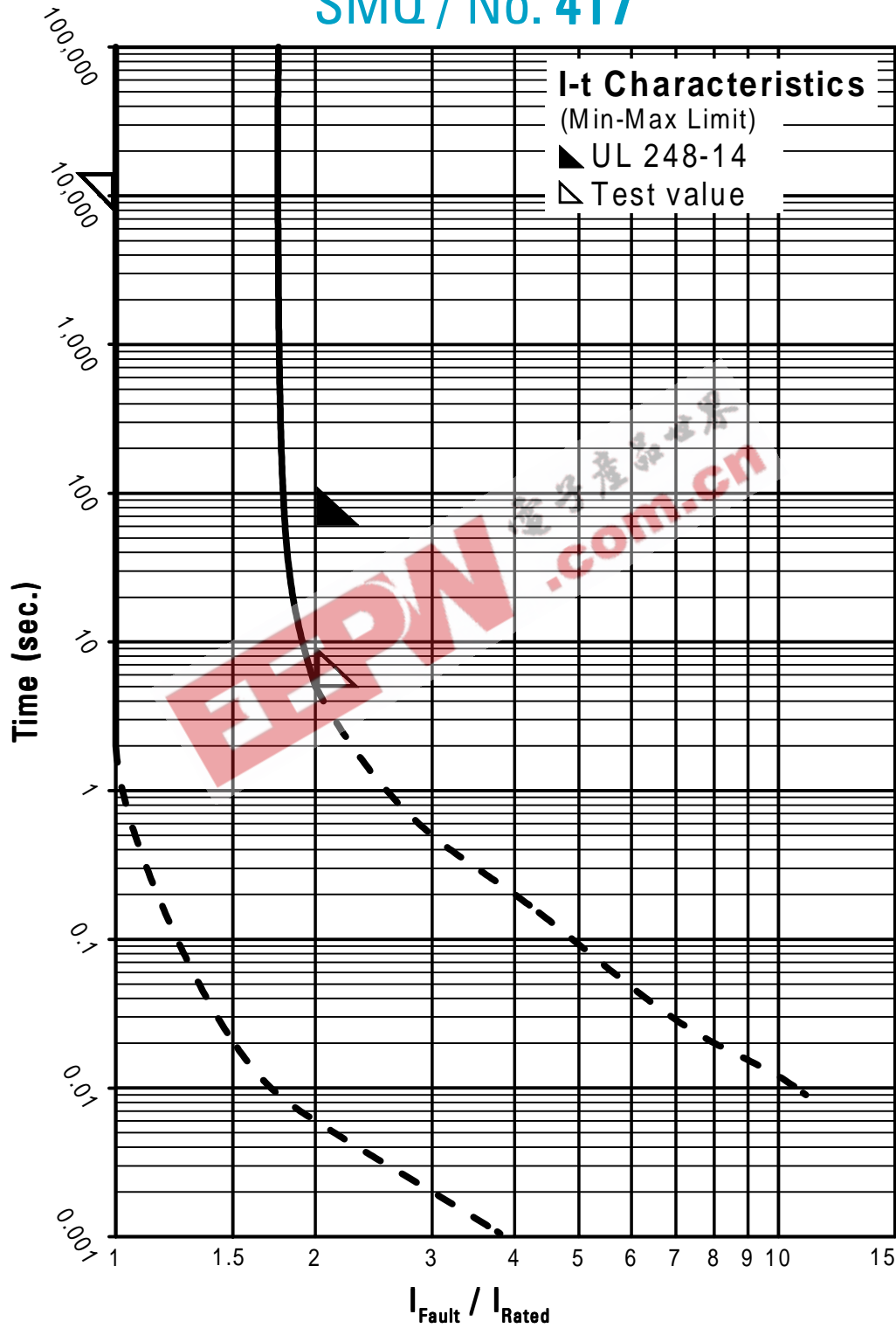


Permissible continuous operating current is ≤ 70% at ambient temperature of 23°C (73.4°F).							
Rated Current No. 417	Amp Code	Voltage Rating	Breaking Capacity	Voltage Drop $1.0 \times I_{\text{Rated}}$ max. (mV)	Power Dissipation $1.0 \times I_{\text{Rated}}$ max. (mW)	Melting Integral $10 \times I_{\text{Rated}}$ max. (A <sup>2</sup> s)	Approvals SE CS
400mA	0400	125V		440	180	0.031	• •
500mA	0500	125V		420	210	0.036	• •
630mA	0630	125V		400	255	0.05	• •
800mA	0800	125V		350	280	0.17	• •
1.00A	1100	125V	50A / 125VAC	200	200	0.2	• •
1.25A	1125	125V	50A / 60VDC	195	245	0.31	• •
1.60A	1160	125V	50-60Hz	190	305	0.53	• •
2.00A	1200	125V	cos φ = 1.0	185	370	0.95	• •
2.50A	1250	125V		180	450	1.5	• •
3.15A	1315	125V		175	555	2.6	• •
4.00A	1400	125V		170	680	4.5	• •
5.00A	1500	125V		150	750	8.1	• •
No. 418 for short circuit back-up protection							
6.30A	1630	75V	50A / 75VAC	100	630	14	• •
7.00A	1700	75V	50A / 60VDC	95	665	16	• •
8.00A	1800	75V	50-60Hz	90	720	18	• •
10.00A	2100	75V	cos φ = 1.0	85	850	24	• •

### Order Information

Qty.	Order-Number	Series	Amp Code	Packaging

## SMQ / No. 417



Contact WICKMANN for individual I-t curves