

Power PCB Relay 429 00 / 429 10 / 429 01

1 pole 10 A / 16 A, DC-coil



F0247-A

Features

- 1 C/O, 1 N/O or 1N/C contact
- 15 mm height
- Ambient temperature up to 105°C
- 4 kV / 8 mm coil-contact

Applications

General purpose power relay, timers, heating controls, domestic appliances



Technical data of approved types on request

Contact data

Configuration	1 C/O, 1 N/O or 1 N/C contact	
Type of contact	single contact	
Rated current	10 A	16 A
Rated voltage / max. breaking voltage AC	250 Vac / 400 Vac	
Rated voltage / max. breaking voltage DC	250 Vdc	
Maximum breaking capacity AC	2500 VA	4000 VA
Make current (max. 4 s at duty cycle 10%)	20 A	
Contact material	AgCdO, AgNi	

Contact ratings

Type	Load	Operations
1 C/O	42900 16 A, 250 Vac, $\cos\phi=1$	3×10^4
1 N/O, N/C	42900 16 A, 250 Vac, $\cos\phi=1$	5×10^4
1 N/O	42900 10 A, 250 Vac, $\cos\phi=1$	3×10^5
1 C/O	42900 10 A, 400 Vac, $\cos\phi=1$	8×10^4

Coil data

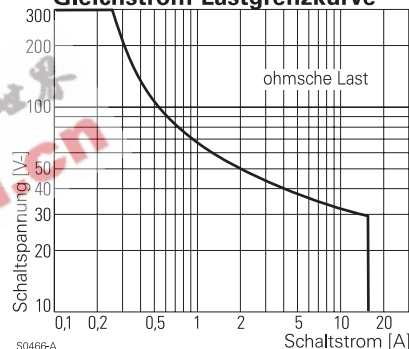
Nominal voltage	DC coil	3...60 Vdc
Nominal coil power	DC coil	0.48 W (C/O), 0.42 W (N/O, N/C)
Operate category		1 / b

Coil versions C/O contact

Coil code	Nominal voltage Vdc	Pull-in voltage Vdc	Release voltage Vdc	Maximum voltage Vdc	Coil resistance Ω	Coil current mA
16	6	4.1	0.4	12.0	$80 \pm 10\%$	75.0
13	12	8.1	0.9	24.0	$300 \pm 10\%$	40.0
10	18	12.2	1.3	36.0	$690 \pm 10\%$	26.1
08	24	16.2	1.8	48.0	$1200 \pm 10\%$	20.0
06	36	24.3	2.7	72.0	$2600 \pm 10\%$	13.8
05	48	32.4	3.6	96.0	$4825 \pm 10\%$	10.0
03	60	40.5	4.5	120.0	$7500 \pm 10\%$	8.0

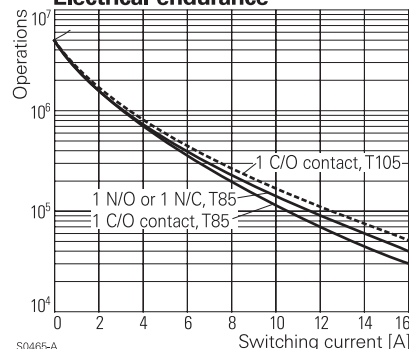
All figures are given for coil without preenergization, at ambient temperature +20°C
Other coil voltages on request

Gleichstrom-Lastgrenzkurve



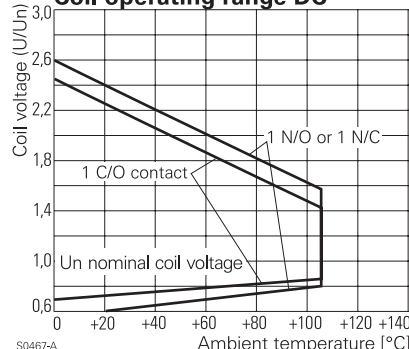
S0466-A

Electrical endurance



S0465-A

Coil operating range DC



S0467-A

Power PCB Relay 429 00 / 429 10 / 429 01

1 pole 10 A / 16 A, DC-coil

Coil versions, 1 N/O or 1 N/C contact

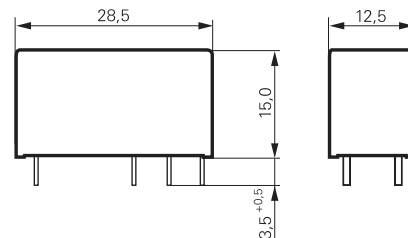
Coil code	Nominal voltage Vdc	Pull-in voltage Vdc	Release voltage Vdc	Maximum voltage Vdc	Coil resistance Ω	Coil current mA
66	6	4.1	0.4	13	97 \pm 10%	61.8
62	12	8.1	0.9	25	340 \pm 10%	35.3
60	18	12.2	1.3	39	800 \pm 10%	22.5
58	24	16.2	1.8	52	1400 \pm 10%	17.1
56	36	24.3	2.7	78	3050 \pm 10%	11.8
55	48	32.4	3.6	104	5600 \pm 10%	8.6
53	60	40.5	4.5	130	8700 \pm 10%	6.9

All figures are given for coil without preenergization, at ambient temperature +20°C
Other coil voltages on request

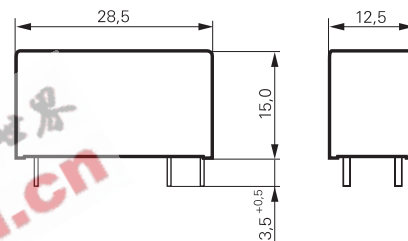
Dimensions

View on solder pins
Dimensions in mm

1 C/O contact



1 N/O contact



Insulation

Dielectric strength	coil-contacts	4000 V _{rms}
	open contact circuit	2000 V _{rms}
Clearance / creepage		> 8 mm
Insulation to IEC 60664		
Voltage rating		250 V
Pollution degree		3
Overvoltage category		III
Insulation to VDE 0110b (2/79)		
Insulation category / reference voltage		C / 250
Tracking resistance of relay base		PTI 100 M

Other data

Flammability class according to UL 94		V-0
Ambient temperature	DC-coil	-20...+105 °C
Mechanical life	DC-coil	5x10 ⁶ operations
Operate- / release time		typ. 6 / 2 ms
Bounce time		typ. 3 ms
Shock resistance (destruction)		100 g
Category of protection (IEC 61810)		RT I dust protected
Relay weight		10 g
Packaging unit		50 / 400

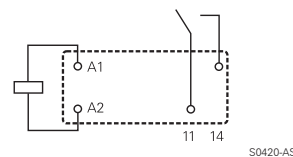
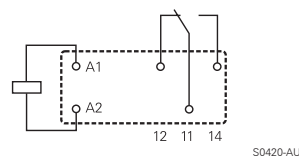
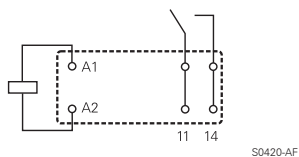
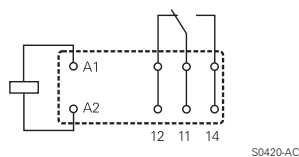
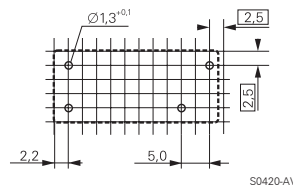
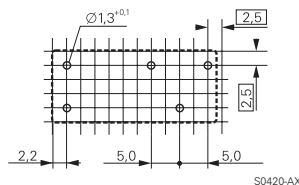
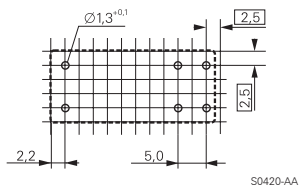
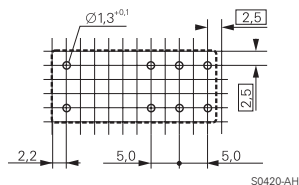
PCB layout / terminal assignment

1 C/O contact, 16 A

1 N/O contact, 16 A

1 C/O contact, 10 A

1 N/O contact, 10 A



Power PCB Relay 429 00 / 429 10 / 429 01

1 pole 10 A / 16 A, DC-coil

Product key

0 4 2 9 0 0

Type

Pinning

- 0 16A, double pinning, 5mm
- 1 10A, single pinning, 5mm

Ambient temperature

- 0 85°C
- 1 105°C

Coil

Coil code: Please refer to coil versions table

Contact material

- 0 AgCu3
- 3 AgNi, gold flashed

Contact configuration

- 1 1 N/O contact
- 2 1 N/C contact
- 3 1 C/O contact

Version

- 00 Standard

Other types on request

