




DB LECTRO ^{UN}

Présente / Presents:

NINGBO HUAGUAN ELECTRONICS CO., LTD.

NHG ^R





29.6×18×20

4117-2



Patent No.: 95319882.0

Features

- Twin structure of 4117 type.
- Small size, light weight.
- Low coil power consumption.
- PC board mounting.

Ordering Information

4117-2 **2C** **S** **12VDC**
 1 2 3 4

1 Part number: 4117-2
 2 Contact arrangement: 2A:2A; 2C:2C; 2U:2U; 2W:2W
 3 Enclosure: S: Sealed type; Z: Dust cover
 4 Coil rated voltage(V): DC:3,5,6,9,12,18,24


Contact Data

Contact Arrangement	2A (DPSTNO) 2C (DPDT(B-M)) 2U (DPSTNODM) 2W (DPDTNC-NO)
Contact Material	AgNi AgSnO ₂ AgCdO
Contact Rating (resistive)	2A,2C: 10A/120VAC,28VDC ; 2U,2W: 2× 10A/120VAC, 28VDC
Max. Switching Power	280W 1200VA
Max. Switching Voltage	75VDC 380VAC Max. Switching Current:10A
Contact Resistance or Voltage drop	<50mΩ Item 3.12 of IEC255-7
Operation life	Electrical 10 ⁵ Item 3.30 of IEC255-7
	Mechanical 10 ⁷ Item 3.31 of IEC255-7

Coil Parameter

Dash numbers	Coil voltage VDC		Coil resistance Ω ± 10%	Pickup voltage VDC(max) (75%of rated voltage)	Release voltage VDC(min) (10% of rated voltage)	Coil power consumption W	Operate Time ms	Release Time ms
	Rated	Max.						
003-1000	3	3.9	9×2	2.25	0.3	2×1.0	<10	<5
005-1000	5	6.5	25×2	3.75	0.5			
006-1000	6	7.8	36×2	4.50	0.6			
009-1000	9	11.7	85×2	6.75	0.9			
012-1000	12	15.6	145×2	9.00	1.2			
018-1000	18	23.4	324×2	13.5	1.8			
024-1000	24	31.2	576×2	18.0	2.4			

CAUTION: 1.The use of any coil voltage less than the rated coil voltage will compromise the operation of the relay.
 2.Pickup and release voltage are for test purposes only and are not to be used as design criteria.



29.6×18×20

4117-2

Patent No.: 95319882.0

Features

- Twin structure of 4117 type.
- Small size, light weight.
- Low coil power consumption.
- PC board mounting.

Ordering Information

4117-2 **2C** **S** **12VDC**
 1 2 3 4

1 Part number: 4117-2

2 Contact arrangement: 2A:2A; 2C:2C;
 2U:2U; 2W:2W

3 Enclosure: S: Sealed type; Z: Dust cover

4 Coil rated voltage(V): DC:3,5,6,9,12,18,24

Contact Data

Contact Arrangement	2A (DPSTNO)	2C (DPDT(B-M))	2U (DPSTNODM)	2W (DPDTNC-NO)
Contact Material	AgNi AgSnO ₂ AgCdO			
Contact Rating (resistive)	2A,2C: 10A/120VAC,28VDC ; 2U,2W: 2×10A/120VAC, 28VDC			
Max. Switching Power	280W 1200VA			
Max. Switching Voltage	75VDC 380VAC		Max. Switching Current:10A	
Contact Resistance or Voltage drop	<50mΩ		Item 3.12 of IEC255-7	
Operation life	Electrical	10 ⁵		Item 3.30 of IEC255-7
	Mechanical	10 ⁷		Item 3.31 of IEC255-7

Coil Parameter

Dash numbers	Coil voltage VDC		Coil resistance Ω ± 10%	Pickup voltage VDC(max) (75% of rated voltage)	Release voltage VDC(min) (10% of rated voltage)	Coil power consumption W	Operate Time ms	Release Time ms
	Rated	Max.						
003-1000	3	3.9	9×2	2.25	0.3	2×1.0	<10	<5
005-1000	5	6.5	25×2	3.75	0.5			
006-1000	6	7.8	36×2	4.50	0.6			
009-1000	9	11.7	85×2	6.75	0.9			
012-1000	12	15.6	145×2	9.00	1.2			
018-1000	18	23.4	324×2	13.5	1.8			
024-1000	24	31.2	576×2	18.0	2.4			

CAUTION: 1.The use of any coil voltage less than the rated coil voltage will compromise the operation of the relay.

2.Pickup and release voltage are for test purposes only and are not to be used as design criteria.