


MMG SERIES

UPGRADE

◆FEATURES

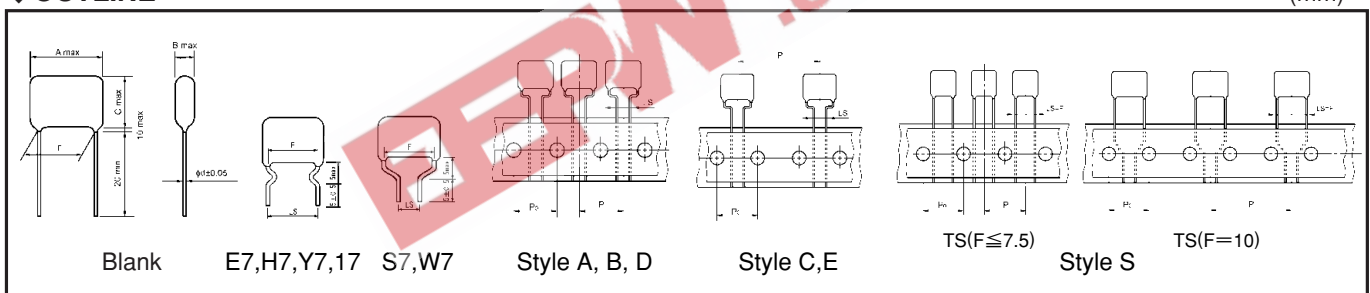
- Ultra small and light.
- Reliability is excellent because these capacitors provide self-healing.
- Coated with flame-retardant (UL94 V-0) epoxy resin.
- RoHS compliance.




◆SPECIFICATIONS

Category temperature	<p align="center">-40°C ~ +105°C</p> <p align="center">(Derate the voltage as shown in the Fig2 at P204 when using the capacitor beyond 85°C.)</p>
Rated voltage (U _R)	250VDC, 400VDC, 450VDC, 630VDC
Capacitance tolerance	±5%(J), ±10%(K)
tan δ	0.01max at 1kHz
Voltage proof	U _R × 150% 60s
Insulation resistance	<p>0.33 μF ≥ : 15000M Ω min</p> <p>0.33 μF < : 5000 Ω Fmin</p>
Reference standard	JIS C 5101-2, JIS C 5101-1

◆OUTLINE



◆PART NUMBER



Symbol	U _R
250	250VDC
400	400VDC
450	450VDC
630	630VDC

Symbol	Tolerance
J	± 5%
K	± 10%

Symbol	Lead style	Symbol	Lead style
Blank	Long lead type	TC	Style A, Ammo pack P=12.7 Po=12.7 LS=5.0
E7	Lead forming cut LS=7.5	TX	Style B, Ammo pack P=15.0 Po=15.0 LS=5.0
H7	Lead forming cut LS=10.0	TL(F=10) TJ(F≥15)	Style C, Ammo pack P=25.4 Po=12.7 LS=5.0
Y7	Lead forming cut LS=15.0	TH	Style D, Ammo pack P=15.0 Po=15.0 LS=7.5
17	Lead forming cut LS=22.5	TN	Style E, Ammo pack P=30.0 Po=15.0 LS=7.5
S7	Lead forming cut LS=5.0	TS(F≤7.5)	Style S, Ammo pack P=12.7 Po=12.7
W7	Lead forming cut LS=7.5	TS(F=10)	Style S, Ammo pack P=25.4 Po=12.7

◆ DIMENSIONS AND QUANTITY
◆ RATED VOLTAGE : 250VDC

Part No.	cap(μF)	Dimensions (mm)							Typical Packaging Quantity (pcs)						
									Long Lead type		Taping Ammo pack type - style				
		A	B	C	F±1.0	LS±0.5	d	Bag	Carton	A TC	B, D TX, TH	C TL, TJ	E TN	S TS	
250MMG104□**	0.1	10.0	5.5	9.0	7.5	5.0/7.5	0.6	200	6,000	1,000	—	—	—	1,000	
250MMG124□**	0.12	10.0	5.5	10.0	7.5	5.0/7.5	0.6	200	5,000	1,000	—	—	—	1,000	
250MMG154□**	0.15	10.0	5.5	10.5	7.5	5.0/7.5	0.6	200	5,000	1,000	—	—	—	1,000	
250MMG184□**	0.18	10.0	6.0	10.0	7.5	5.0/7.5	0.6	200	5,000	1,000	—	—	—	1,000	
250MMG224□**	0.22	10.0	6.5	10.5	7.5	5.0/7.5	0.6	200	4,000	1,000	—	—	—	1,000	
250MMG274□**	0.27	10.0	6.5	12.0	7.5	5.0/7.5	0.6	200	4,000	—	—	—	—	—	
250MMG334□**	0.33	10.0	6.5	13.5	7.5	5.0/7.5	0.6	200	3,000	—	—	—	—	—	
250MMG394□**	0.39	12.5	6.5	12.0	10.0	5.0/7.5/10.0	0.6	200	3,000	—	—	—	—	—	
250MMG474□**	0.47	12.5	6.5	14.0	10.0	5.0/7.5/10.0	0.6	100	2,000	—	—	—	—	—	
250MMG564□**	0.56	12.5	7.0	14.5	10.0	5.0/7.5/10.0	0.6	100	2,000	—	—	—	—	—	
250MMG684□**	0.68	12.5	7.0	16.0	10.0	5.0/7.5/10.0	0.6	100	2,000	—	—	—	—	—	
250MMG824□**	0.82	12.5	7.5	17.0	10.0	5.0/7.5/10.0	0.6	100	2,000	—	—	—	—	—	
250MMG105□**	1.0	12.5	8.5	17.5	10.0	5.0/7.5/10.0	0.6	100	1,000	—	—	—	—	—	
250MMG125□**	1.2	12.5	9.5	18.5	10.0	5.0/7.5/10.0	0.6	200	1,000	—	—	—	—	—	
250MMG155□**	1.5	12.5	10.5	20.0	10.0	5.0/7.5/10.0	0.6	200	1,000	—	—	—	—	—	
250MMG185□**	1.8	17.8	8.5	18.0	15.0	5.0/7.5/15.0	0.8	200	1,000	—	—	—	—	—	
250MMG225□**	2.2	17.8	9.5	19.0	15.0	5.0/7.5/15.0	0.8	200	1,000	—	—	—	—	—	
250MMG275□**	2.7	17.8	10.5	20.0	15.0	5.0/7.5/15.0	0.8	200	1,000	—	—	—	—	—	
250MMG335□**	3.3	17.8	12.0	21.5	15.0	5.0/7.5/15.0	0.8	200	800	—	—	—	—	—	
250MMG395□**	3.9	17.8	13.0	22.5	15.0	5.0/7.5/15.0	0.8	200	800	—	—	—	—	—	
250MMG475□**	4.7	17.8	14.5	24.0	15.0	5.0/7.5/15.0	0.8	100	500	—	—	—	—	—	
250MMG565□**	5.6	25.5	12.0	23.0	22.5	22.5	0.8	100	500	—	—	—	—	—	
250MMG685□**	6.8	25.5	13.5	25.0	22.5	22.5	0.8	100	500	—	—	—	—	—	
250MMG825□**	8.2	25.5	15.0	26.0	22.5	22.5	0.8	100	500	—	—	—	—	—	
250MMG106□**	10.0	25.5	16.5	28.0	22.5	22.5	0.8	100	500	—	—	—	—	—	

□ : Tolerance (J:±5%, K:±10%) ** : Suffix

◆ RATED VOLTAGE : 400VDC

Part No.	cap(μF)	Dimensions (mm)							Typical Packaging Quantity (pcs)						
									Long Lead type		Taping Ammo pack type - style				
		A	B	C	F±1.0	LS±0.5	d	Bag	Carton	A TC	B, D TX, TH	C TL, TJ	E TN	S TS	
400MMG104□**	0.1	10.0	5.5	10.5	7.5	5.0/7.5	0.6	200	6,000	1,500	—	—	—	1,500	
400MMG124□**	0.12	12.8	5.0	10.0	10.0	5.0/7.5/10.0	0.6	200	5,000	—	1,000	500	—	500	
400MMG154□**	0.15	12.8	5.0	10.0	10.0	5.0/7.5/10.0	0.6	200	5,000	—	1,000	500	—	500	
400MMG184□**	0.18	12.8	6.0	10.5	10.0	5.0/7.5/10.0	0.6	200	4,000	—	1,000	500	—	500	
400MMG224□**	0.22	12.8	6.0	11.5	10.0	5.0/7.5/10.0	0.6	200	4,000	—	1,000	500	—	500	
400MMG274□**	0.27	12.8	6.0	13.5	10.0	5.0/7.5/10.0	0.6	200	4,000	—	1,000	500	—	500	
400MMG334□**	0.33	12.8	7.0	14.0	10.0	5.0/7.5/10.0	0.6	200	3,000	—	1,000	500	—	500	
400MMG394□**	0.39	12.8	7.5	14.5	10.0	5.0/7.5/10.0	0.6	100	2,000	—	500	500	—	500	
400MMG474□**	0.47	12.8	8.0	15.0	10.0	5.0/7.5/10.0	0.6	100	2,000	—	500	500	—	500	
400MMG564□**	0.56	17.8	6.5	14.0	15.0	5.0/7.5/15.0	0.6	100	2,000	—	—	500	500	—	
400MMG684□**	0.68	17.8	6.5	15.0	15.0	5.0/7.5/15.0	0.8	100	2,000	—	—	500	500	—	
400MMG824□**	0.82	17.8	7.5	16.0	15.0	5.0/7.5/15.0	0.8	100	2,000	—	—	500	400	—	
400MMG105□**	1.0	17.8	8.0	16.5	15.0	5.0/7.5/15.0	0.8	100	1,000	—	—	500	400	—	
400MMG125□**	1.2	17.8	8.5	19.0	15.0	5.0/7.5/15.0	0.8	200	1,000	—	—	400	400	—	
400MMG155□**	1.5	25.5	8.0	17.0	22.5	22.5	0.8	200	1,000	—	—	—	—	—	
400MMG185□**	1.8	25.5	8.5	18.0	22.5	22.5	0.8	200	1,000	—	—	—	—	—	
400MMG225□**	2.2	25.5	9.5	19.5	22.5	22.5	0.8	200	800	—	—	—	—	—	
400MMG275□**	2.7	25.5	10.5	21.5	22.5	22.5	0.8	200	800	—	—	—	—	—	
400MMG335□**	3.3	25.5	11.5	22.5	22.5	22.5	0.8	100	500	—	—	—	—	—	
400MMG395□**	3.9	25.5	12.5	23.5	22.5	22.5	0.8	100	500	—	—	—	—	—	
400MMG475□**	4.7	25.5	14.0	25.0	22.5	22.5	0.8	100	500	—	—	—	—	—	

□ : Tolerance (J:±5%, K:±10%) ** : Suffix



METALLIZED POLYESTER FILM CAPACITORS

MMG

◆RATED VOLTAGE : 450VDC

Part No.	cap(μF)	Dimensions (mm)							Typical Packaging Quantity (pcs)							
									Long Lead type		Taping Ammo pack type - style					
		A	B	C	F±1.0	LS±0.5	d	Bag	Carton	A TC	B, D TX, TH	C TL, TJ	E TN	S TS		
450MMG104□**	0.1	10.0	5.5	10.5	7.5	5.0/7.5	0.6	200	6,000	1,500	—	—	—	1,500		
450MMG124□**	0.12	12.8	5.0	10.0	10.0	5.0/7.5/10.0	0.6	200	5,000	—	1,000	500	—	500		
450MMG154□**	0.15	12.8	5.0	10.0	10.0	5.0/7.5/10.0	0.6	200	5,000	—	1,000	500	—	500		
450MMG184□**	0.18	12.8	6.0	10.5	10.0	5.0/7.5/10.0	0.6	200	4,000	—	1,000	500	—	500		
450MMG224□**	0.22	12.8	6.0	11.5	10.0	5.0/7.5/10.0	0.6	200	4,000	—	1,000	500	—	500		
450MMG274□**	0.27	12.8	6.0	13.5	10.0	5.0/7.5/10.0	0.6	200	4,000	—	1,000	500	—	500		
450MMG334□**	0.33	12.8	7.0	14.0	10.0	5.0/7.5/10.0	0.6	200	3,000	—	1,000	500	—	500		
450MMG394□**	0.39	12.8	7.5	14.5	10.0	5.0/7.5/10.0	0.6	100	2,000	—	500	500	—	500		
450MMG474□**	0.47	12.8	8.0	15.0	10.0	5.0/7.5/10.0	0.6	100	2,000	—	500	500	—	500		
450MMG564□**	0.56	17.8	6.5	14.0	15.0	5.0/7.5/15.0	0.6	100	2,000	—	—	500	500	—		
450MMG684□**	0.68	17.8	6.5	15.0	15.0	5.0/7.5/15.0	0.8	100	2,000	—	—	500	500	—		
450MMG824□**	0.82	17.8	7.5	16.0	15.0	5.0/7.5/15.0	0.8	100	2,000	—	—	500	400	—		
450MMG105□**	1.0	17.8	8.0	16.5	15.0	5.0/7.5/15.0	0.8	100	1,000	—	—	500	400	—		
450MMG125□**	1.2	17.8	8.5	19.0	15.0	5.0/7.5/15.0	0.8	200	1,000	—	—	400	400	—		
450MMG155□**	1.5	25.5	8.0	17.0	22.5	22.5	0.8	200	1,000	—	—	—	—	—		
450MMG185□**	1.8	25.5	8.5	18.0	22.5	22.5	0.8	200	1,000	—	—	—	—	—		
450MMG225□**	2.2	25.5	9.5	19.5	22.5	22.5	0.8	200	800	—	—	—	—	—		

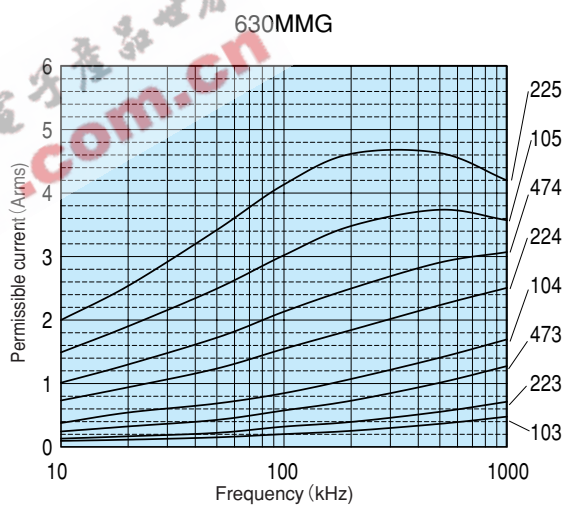
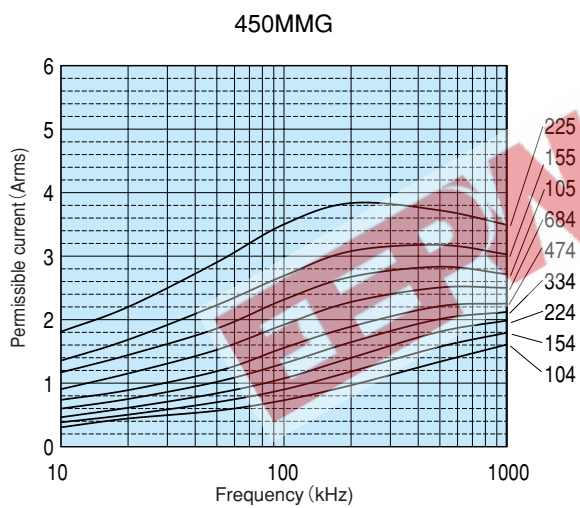
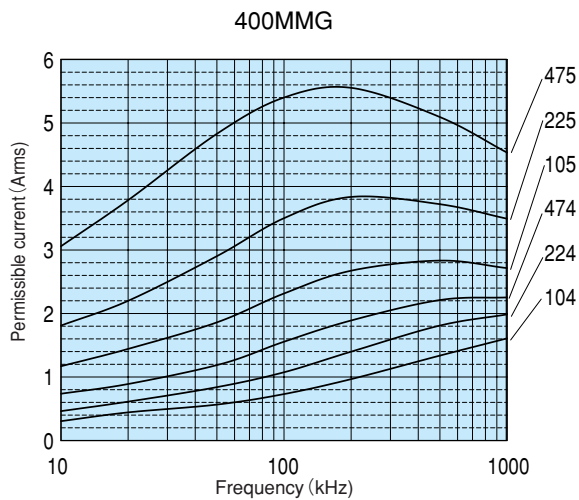
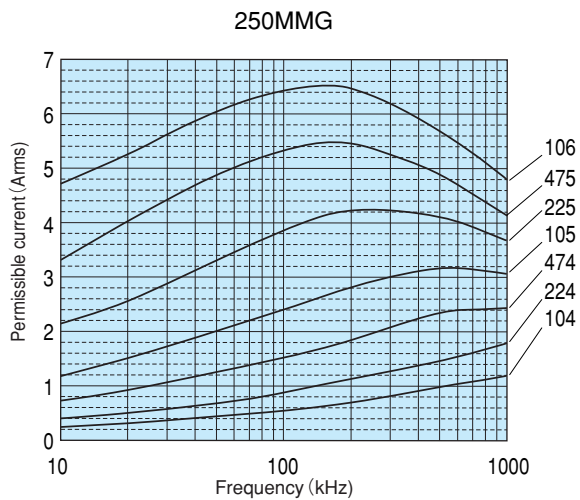
□ : Tolerance (J:±5%, K:±10%) ** : Suffix

◆RATED VOLTAGE : 630VDC

Part No.	cap(μF)	Dimensions (mm)							Typical Packaging Quantity (pcs)							
									Long Lead type		Taping Ammo pack type - style					
		A	B	C	F±1.0	LS±0.5	d	Bag	Carton	A TC	B, D TX, TH	C TL, TJ	E TN	S TS		
630MMG103□**	0.01	10.0	5.5	8.5	7.5	5.0/7.5	0.6	200	6,000	1,500	—	—	—	1,500		
630MMG123□**	0.012	10.0	5.5	9.0	7.5	5.0/7.5	0.6	200	6,000	1,500	—	—	—	1,500		
630MMG153□**	0.015	10.0	6.0	9.5	7.5	5.0/7.5	0.6	200	6,000	1,500	—	—	—	1,500		
630MMG183□**	0.018	10.0	6.5	10.0	7.5	5.0/7.5	0.6	200	6,000	1,000	—	—	—	1,000		
630MMG223□**	0.022	10.0	6.0	9.0	7.5	5.0/7.5	0.6	200	6,000	1,000	—	—	—	1,000		
630MMG273□**	0.027	10.0	6.0	9.5	7.5	5.0/7.5	0.6	200	5,000	1,000	—	—	—	1,000		
630MMG333□**	0.033	10.0	6.0	11.0	7.5	5.0/7.5	0.6	200	5,000	1,000	—	—	—	1,000		
630MMG393□**	0.039	10.0	6.5	11.0	7.5	5.0/7.5	0.6	200	4,000	1,000	—	—	—	1,000		
630MMG473□**	0.047	10.0	7.5	12.5	7.5	5.0/7.5	0.6	200	4,000	1,000	—	—	—	1,000		
630MMG563□**	0.056	12.8	6.0	11.0	10.0	5.0/7.5/10.0	0.6	200	4,000	—	1,000	500	—	500		
630MMG683□**	0.068	12.8	6.5	11.0	10.0	5.0/7.5/10.0	0.6	200	3,000	—	500	500	—	500		
630MMG823□**	0.082	12.8	7.0	11.5	10.0	5.0/7.5/10.0	0.6	100	3,000	—	500	500	—	500		
630MMG104□**	0.1	12.8	7.0	13.0	10.0	5.0/7.5/10.0	0.6	100	2,000	—	500	500	—	500		
630MMG124□**	0.12	12.8	7.5	14.0	10.0	5.0/7.5/10.0	0.6	100	2,000	—	500	400	—	400		
630MMG154□**	0.15	12.8	8.0	14.5	10.0	5.0/7.5/10.0	0.6	100	2,000	—	500	400	—	400		
630MMG184□**	0.18	12.8	9.0	15.0	10.0	5.0/7.5/10.0	0.6	100	2,000	—	500	400	—	400		
630MMG224□**	0.22	12.8	10.0	16.5	10.0	5.0/7.5/10.0	0.6	100	1,000	—	500	400	—	400		
630MMG274□**	0.27	17.8	8.0	14.5	15.0	5.0/7.5/15.0	0.8	100	1,000	—	—	400	300	—		
630MMG334□**	0.33	17.8	8.5	14.0	15.0	5.0/7.5/15.0	0.8	100	1,000	—	—	400	300	—		
630MMG394□**	0.39	17.8	8.5	17.0	15.0	5.0/7.5/15.0	0.8	200	1,000	—	—	400	300	—		
630MMG474□**	0.47	17.8	9.5	17.5	15.0	5.0/7.5/15.0	0.8	200	1,000	—	—	300	300	—		
630MMG564□**	0.56	17.8	10.0	19.5	15.0	5.0/7.5/15.0	0.8	200	1,000	—	—	300	300	—		
630MMG684□**	0.68	17.8	11.0	20.5	15.0	5.0/7.5/15.0	0.8	200	800	—	—	300	200	—		
630MMG824□**	0.82	25.5	9.0	19.5	22.5	22.5	0.8	200	800	—	—	—	—	—		
630MMG105□**	1.0	25.5	10.0	20.5	22.5	22.5	0.8	200	800	—	—	—	—	—		
630MMG125□**	1.2	25.5	11.0	21.5	22.5	22.5	0.8	100	500	—	—	—	—	—		
630MMG155□**	1.5	25.5	12.5	22.5	22.5	22.5	0.8	100	500	—	—	—	—	—		
630MMG185□**	1.8	25.5	14.0	24.0	22.5	22.5	0.8	100	500	—	—	—	—	—		
630MMG225□**	2.2	25.5	15.5	25.5	22.5	22.5	0.8	100	500	—	—	—	—	—		

□ : Tolerance (J:±5%, K:±10%) ** : Suffix

◆ PERMISSIBLE CURRENT FOR FREQUENCY



电子产品世界
www.eeworld.com.cn