

—Standard Valves—

4063 AB Valve
-YB Valve

4063-AB AND 4063-YB VALVES

HIGH VACUUM CATHODE RAY TUBES.

SPECIFICATION.

Dimensions.	4063-AB.	4063-YB.
Maximum overall length	21" (53.5 cms.)	21" (53.5 cms.)
Maximum diameter	6¼" (15.6 cms.)	6¼" (15.6 cms.)
Screen diameter	5.5" (14 cms.)	5.5" (14 cms.)
Net weight	2½ lbs. (1,100 gms.)	2.65 lbs. (1,200 gms.)
Base.	Special 12 contact.	Special 12 contact.
Screen Colour.	Blue.	Blue.
Constants.		
Heater voltage	2 volts	2 volts
Nominal heater current	1.8—2 amps.	1.8—2 amps.
Maximum final anode voltage	5,000 volts	5,000 volts
*Sensitivity (approx.)	$\left\{ \begin{array}{l} \text{x plates } \frac{600}{V_{a_3}} \text{ mm./volt} \\ \text{y plates } \frac{700}{V_{a_3}} \text{ mm./volt} \end{array} \right.$	$\left\{ \begin{array}{l} \frac{600}{V_{a_3}} \text{ mm./volt} \\ \frac{700}{V_{a_3}} \text{ mm./volt} \end{array} \right.$
Maximum Input power to screen	0.01 watts per sq. cm.	0.01 watts per sq. cm.
Capacities (approx.)		
x ₁ to x ₂	2.0 μμF.	2.0 μμF.
x ₁ or x ₂ to E	16 μμF.	16.0 μμF.
y ₁ to y ₂	1.1 μμF.	1.2 μμF.
y ₁ or y ₂ to E	10 μμF.	3.5 μμF.
G to E	18 μμF.	18.0 μμF.
Conductance of any plate pair	< 1 ¹ / ₁₀ μMho.	< 1 ¹ / ₁₀ μMho.

* V_{a3} is third anode voltage.

OPERATING CONDITIONS.

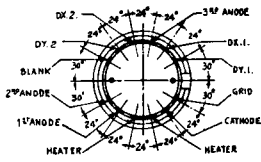
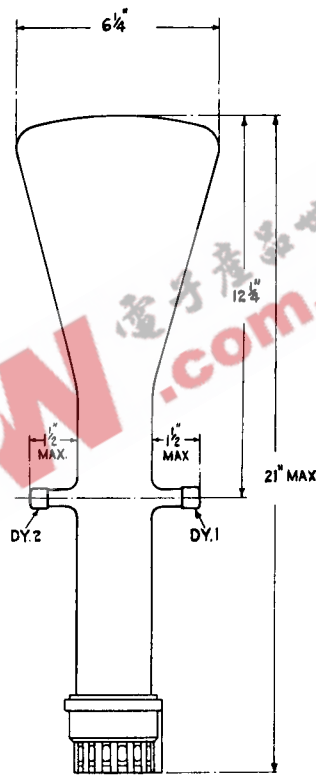
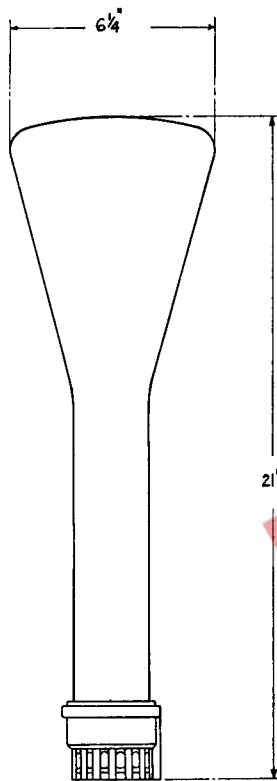
3rd anode voltage	5,000 volts
2nd " "	approx. 0.27 × V _{a3} (adjust for focus)
1st " "	150 volts
Grid bias for maximum brilliancy	0 to —5 volts
" " cut-off	—30 volts (approx.)
" " base for modulation	30 volts

Tentative data

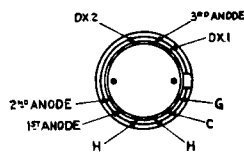
MC.4063-A.1
March 1939

4063 AB Valve
-YB Valve

—Standard Valves—



4063-AB.



4063-YB.

ECPN.com.cn