



Features

- Lead free versions available (see How to Order "Termination" option)
- RoHS compliant (lead free version)*
- Low profile provides compatibility with DIPs
- Also available in medium profile (4300S - .250") and high profile (4300K - .350")

- Marking on contrasting background
- Custom circuits available per factory

4300T, S, K Series - Thin Film Molded SIP

Product Characteristics

Resistance Range

Bussed49.9 to 100K ohms
Isolated20 to 200K ohms
Series20 to 100K ohms

Resistance Tolerance

.....±0.1 %, ±0.5 %, ±1 %

Temperature Coefficient

.....±100 ppm/°C, ±50 ppm/°C,
±25 ppm/°C

Temperature Range

.....-55 °C to +125 °C

Insulation Resistance

.....10,000 megohms minimum

TCR Tracking

.....±5 ppm/°C

Maximum Operating Voltage

.....50 V

Environmental Characteristics

Thermal Shock and

Power Conditioning 0.1 %

Short Time Overload 0.1 %

Terminal Strength 0.25 %

Resistance to Soldering Heat 0.1 %

Moisture Resistance 0.1 %

Life 0.50 %

Physical Characteristics

Body Material Flammability

.....Conforms to UL94V-0


Lead Frame Material

.....Copper, solder coated

Body MaterialNovolac epoxy

How To Order

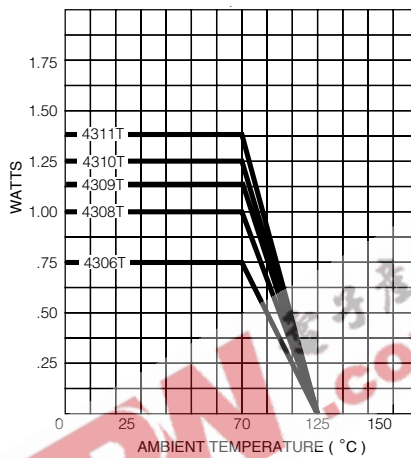
43 11 T - 101 - 2222 F A B



Consult factory for other available options.

Package Power Temp. Derating Curve

(Low Profile, 4300T)

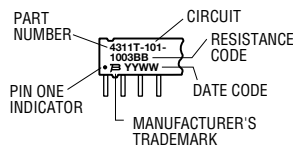


Package Power Ratings at 70°C

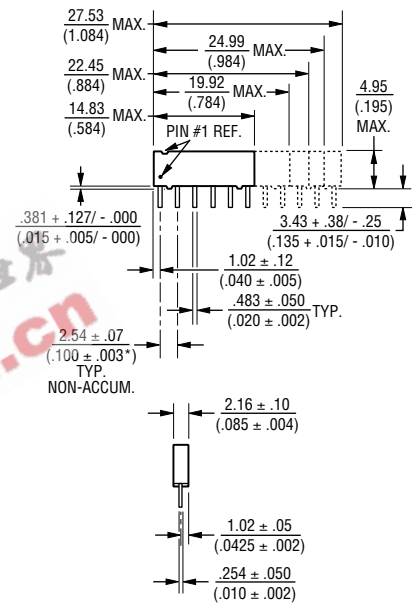
Model	T	S	K
4304	0.60	0.80	watts
4306	0.75	0.90	watts
4308	1.00	1.20	watts
4309	1.13		watts
4310	1.25	1.50	watts
4311	1.38		watts

Typical Part Marking

Represents total content. Layout may vary.



Product Dimensions



Governing dimensions are in metric. Dimensions in parentheses are inches and are approximate.

*Terminal centerline to centerline measurements made at point of emergence of the lead from the body.

For information on thin film applications, download Bourns' Thin Film Application Note.

4300T, S, K Series - Thin Film Molded SIP BOURNS®

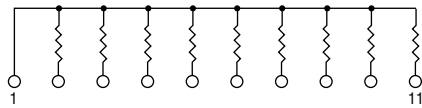
Isolated Resistors (102 Circuit) Available in 6, 8, 10 Pin



These models incorporate 3, 4, or 5 isolated thin-film resistors of equal value, each connected between a separate pin.

Power Rating per Resistor	
T	0.18 watt
S	0.20 watt
K	0.25 watt
Resistance Range...	20 to 200K ohms

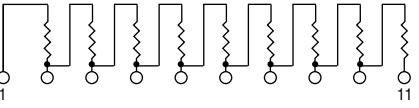
Bussed Resistors (101 Circuit) Available in 6, 8, 9, 10, 11 Pin



These models incorporate 5, 7, 8, 9, or 10 thin-film resistors of equal value, each connected between a separate pin.

Power Rating per Resistor	
T	0.10 watt
S	0.12 watt
K	0.15 watt
Resistance Range...	49.9 to 100K ohms

Series Circuit (106 Circuit) Available in 6, 8, 9, 10, 11 Pin



These models incorporate 5, 7, 8, 9, or 10 thin-film resistors of equal value, each connected in a series.

Power Rating per Resistor	
T	0.10 watt
S	0.12 watt
K	0.15 watt
Resistance Range.....	20 to 100K ohms