


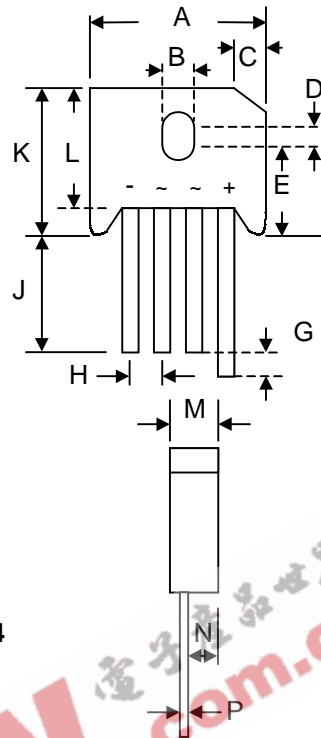
4.0A GLASS PASSIVATED SINGLE-PHASE BRIDGE RECTIFIER

Features

- Glass Passivated Die Construction
- Low Forward Voltage Drop
- High Current Capability
- High Reliability
- High Surge Current Capability
- Ideal for Printed Circuit Boards
-  Recognized File # E157705

Mechanical Data

- Case: KBU, Molded Plastic
- Terminals: Plated Leads Solderable per MIL-STD-202, Method 208
- Polarity: As Marked on Body
- Weight: 8.0 grams (approx.)
- Mounting Position: Any
- Mounting Torque: 10 cm·kg (8.8 in·lbs) Max.
- **Lead Free: For RoHS / Lead Free Version, Add "-LF" Suffix to Part Number, See Page 4**



| KBU | | |
|----------------------|-------|-------|
| Dim | Min | Max |
| A | 22.70 | 23.70 |
| B | 3.60 | 4.10 |
| C | 4.20 | 4.70 |
| D | 1.70 | 2.20 |
| E | 10.30 | 11.30 |
| G | 4.50 | 5.60 |
| H | 4.60 | 5.60 |
| J | 25.40 | — |
| K | — | 19.30 |
| L | 16.80 | 17.80 |
| M | 6.60 | 7.10 |
| N | 4.10 | 4.60 |
| P | 1.20 | 1.30 |
| All Dimensions in mm | | |

Maximum Ratings and Electrical Characteristics @ $T_A=25^\circ\text{C}$ unless otherwise specified

Single Phase, half wave, 60Hz, resistive or inductive load.
For capacitive load, derate current by 20%.

| Characteristic | Symbol | KBU 400G | KBU 401G | KBU 402G | KBU 404G | KBU 406G | KBU 408G | KBU 410G | Unit |
|--|-----------------|-------------|----------|----------|----------|----------|----------|----------|---------------------|
| Peak Repetitive Reverse Voltage | V_{RRM} | | | | | | | | V |
| Working Peak Reverse Voltage | V_{RWM} | 50 | 100 | 200 | 400 | 600 | 800 | 1000 | V |
| DC Blocking Voltage | V_R | | | | | | | | V |
| RMS Reverse Voltage | $V_{R(RMS)}$ | 35 | 70 | 140 | 280 | 420 | 560 | 700 | V |
| Average Rectified Output Current @ $T_C = 100^\circ\text{C}$ (Note 1) | I_O | 4.0 | | | | | | | A |
| Non-Repetitive Peak Forward Surge Current 8.3ms Single half sine-wave superimposed on rated load (JEDEC Method) | I_{FSM} | 200 | | | | | | | A |
| Forward Voltage per leg @ $I_F = 2.0\text{A}$ | V_{FM} | 1.0 | | | | | | | V |
| Peak Reverse Current @ $T_A = 25^\circ\text{C}$ At Rated DC Blocking Voltage @ $T_A = 125^\circ\text{C}$ | I_R | 5.0 1.0 | | | | | | | μA mA |
| Typical Thermal Resistance per leg (Note 2) | $R_{\theta JA}$ | 19 | | | | | | | $^\circ\text{C/W}$ |
| Typical Thermal Resistance per leg (Note 1) | $R_{\theta JL}$ | 4.0 | | | | | | | $^\circ\text{C/W}$ |
| Operating and Storage Temperature Range | T_j, T_{STG} | -65 to +150 | | | | | | | $^\circ\text{C}$ |

Note: 1. Mounted on 50 x 40 x 8.0mm Al. plate.
2. Mounted on PCB at 9.5mm lead length with 12mm² copper pad.

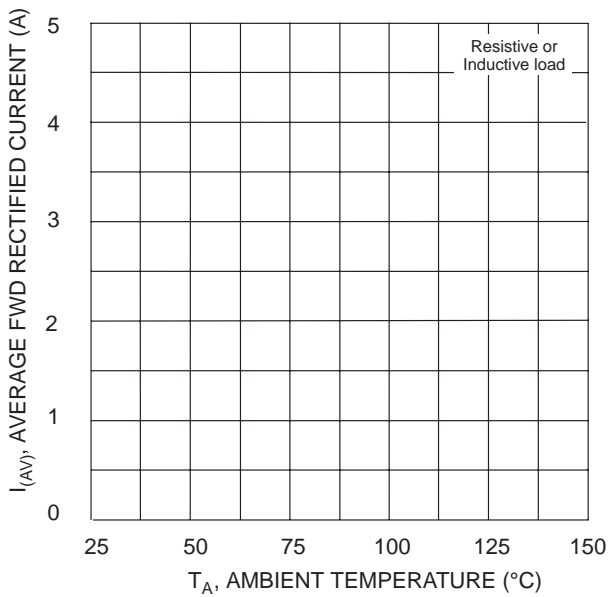


Fig. 1 Forward Current Derating Curve

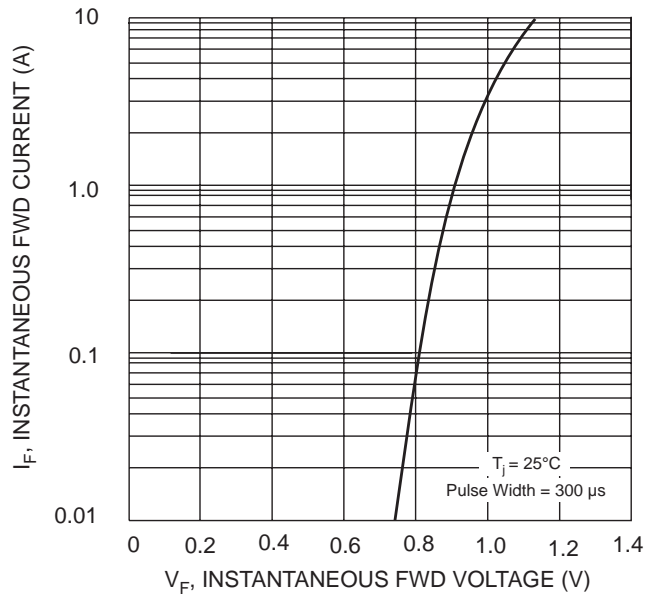


Fig. 2 Typical Forward Characteristics, per element

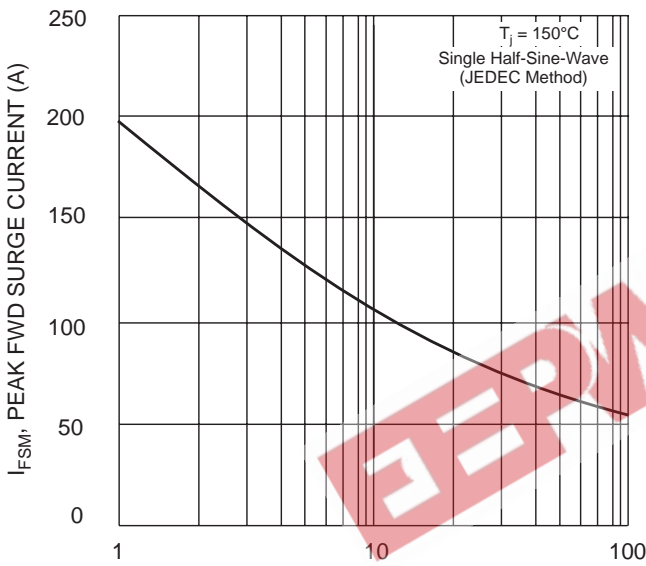


Fig. 3 Max Non-Repetitive Surge Current

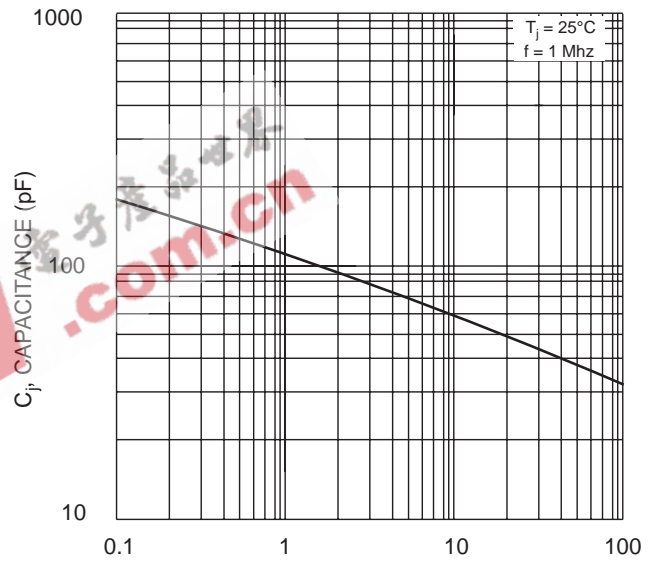


Fig. 4 Typical Junction Capacitance

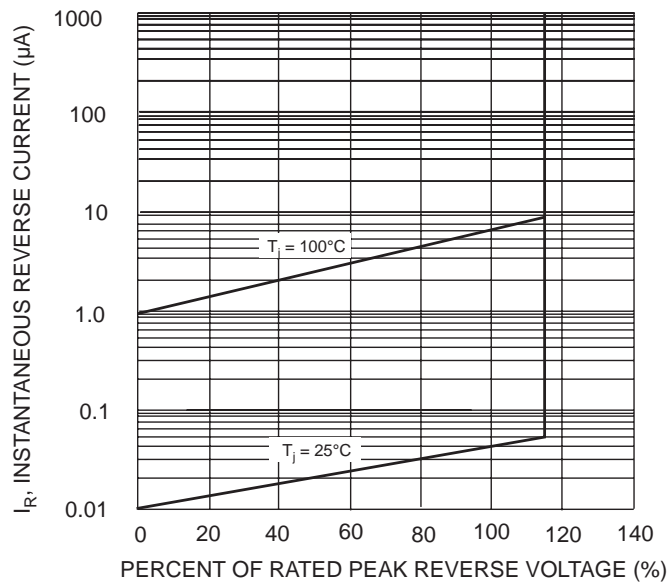
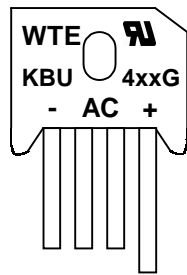


Fig. 5 Typical Reverse Characteristics

MARKING INFORMATION



WTE = Manufacturer's Logo
KBU4xxG = Device Number
xx = 00, 01, 02, 04, 06, 08 or 10
Polarity = As Marked on Body

PACKAGING INFORMATION

BULK

| Inner Box Size L x W x H (mm) | Quantity (PCS) | Carton Size L x W x H (mm) | Quantity (PCS) | Approx. Gross Weight (KG) |
|----------------------------------|-------------------|-------------------------------|-------------------|------------------------------|
| 268 x 227 x 51 | 400 | 463 x 283 x 185 | 2,400 | 20.5 |

Note: 1. Paper box, white or brown color.

ORDERING INFORMATION

| Product No. | Package Type | Shipping Quantity |
|-------------|--------------|-------------------|
| KBU400G | SIL Bridge | 400 Units/Box |
| KBU401G | SIL Bridge | 400 Units/Box |
| KBU402G | SIL Bridge | 400 Units/Box |
| KBU404G | SIL Bridge | 400 Units/Box |
| KBU406G | SIL Bridge | 400 Units/Box |
| KBU408G | SIL Bridge | 400 Units/Box |
| KBU410G | SIL Bridge | 400 Units/Box |

1. Shipping quantity given is for minimum packing quantity only. For minimum order quantity, please consult the Sales Department.
2. **To order Lead Free version (with Lead Free finish), add "-LF" suffix to part number above. For example, KBU400G-LF.**

EEPW.com.cn
電子產品世界

Won-Top Electronics Co., Ltd (WTE) has checked all information carefully and believes it to be correct and accurate. However, WTE cannot assume any responsibility for inaccuracies. Furthermore, this information does not give the purchaser of semiconductor devices any license under patent rights to manufacturer. WTE reserves the right to change any or all information herein without further notice.

WARNING: DO NOT USE IN LIFE SUPPORT EQUIPMENT. WTE power semiconductor products are not authorized for use as critical components in life support devices or systems without the express written approval.

Won-Top Electronics Co., Ltd.

No. 44 Yu Kang North 3rd Road, Chine Chen Dist., Kaohsiung, Taiwan

Phone: 886-7-822-5408 or 886-7-822-5410

Fax: 886-7-822-5417

Email: sales@wontop.com

Internet: <http://www.wontop.com>

We power your everyday.