

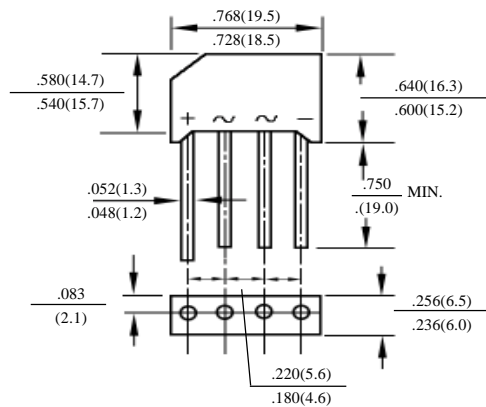
RS401 – RS407
KBL401 – KBL407

4.0A 桥式整流器

4.0A BRIDGE RECTIFIERS

最大额定值、电性 MAXIMUM RATINGS AND ELECTRICAL CHARACTERISTICS
Ratings at 25°C ambient temperature unless otherwise specified. Single phase, half wave, 60Hz, resistive or inductive load. For capacitive load, derate current by 20%.

型号 TYPE		最大反向峰值电压 Maximum Peak Reverse Voltage	最大平均正向电流 Maximum Average Forward Output Current @T _A =50°C	最大正向浪涌电流 Maximum Forward Surge Current @ 8.3ms Superimposed	最大正向峰值电压 Maximum DC Forward Voltage drop per element at I _F =2.0ADC	最大反向电流 Maximum DC Reverse Current at rated DC Blocking Voltage per element		结温 Operating Junction Temperature	外型尺寸 Package Dimensions
		PRV	I _O	I _{FM} (Surge)	V _F	I _R		T _J	RS - 4L
		V _{PK}	A _{AV}	A _{PK}	V _{PK}	25°C T _A μADC	125°C T _A μADC	°C	
RS401	KBL401	50	4.0	150	1.0	10	500	125	RS - 4L
RS402	KBL402	100							
RS403	KBL403	200							
RS404	KBL404	400							
RS405	KBL405	600							
RS406	KBL406	800							
RS407	KBL407	1000							



RS - 4L

RS401-RS407 KBL401-KBL407

桥式整流器额定值与特性曲线

BRIDGE RECTIFIERS RATING AND CHARACTERISTIC CURVES

FIG. 1 - TYPICAL FORWARD CURRENT DERATING CURVE

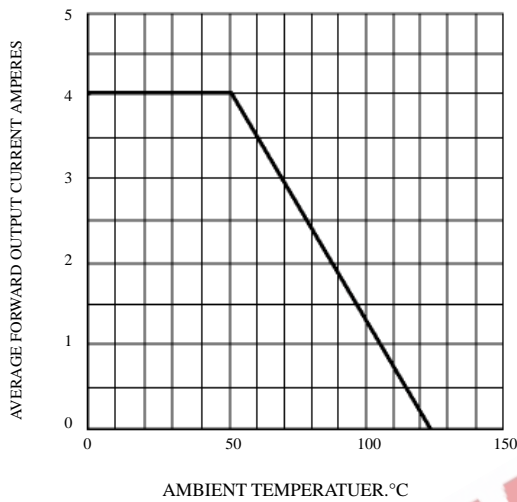


FIG. 2 - MAXIMUM FORWARD SURGE CURRENT

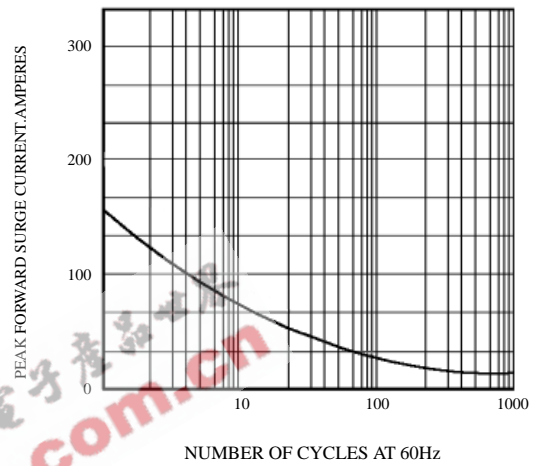


FIG. 3 - TYPICAL REVERSE CHARACTERISTICS

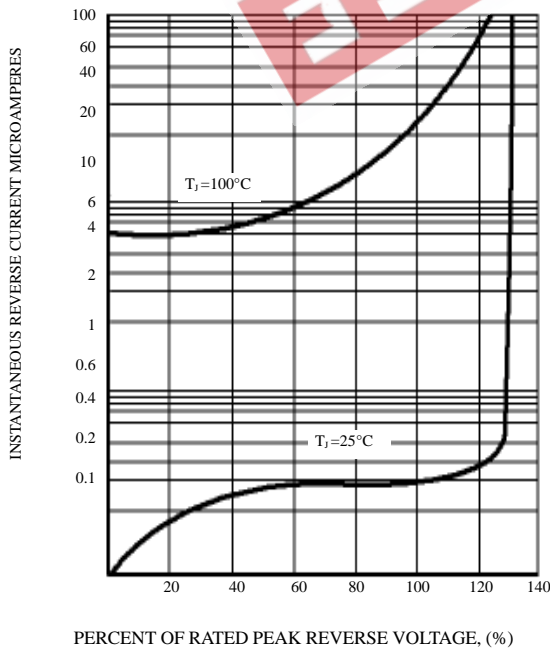


FIG. 4 - TYPICAL FORWARD CHARACTERISTICS

