

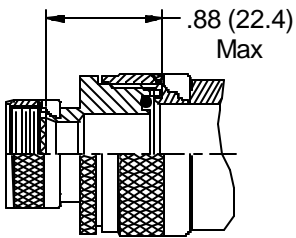
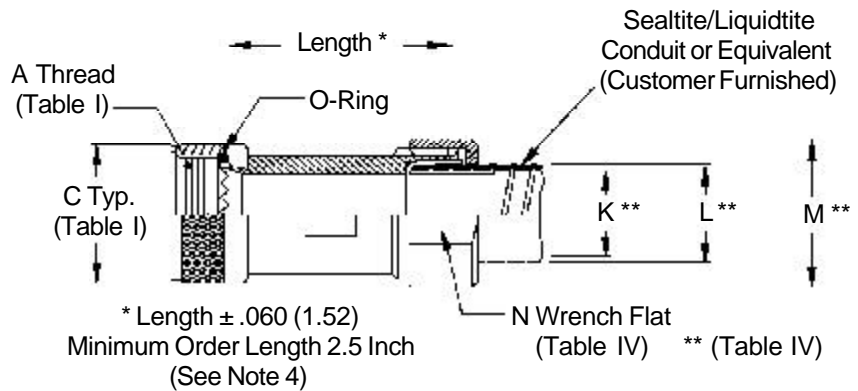


420-001
Sealtite™/Liquidtite Conduit Backshell
Rotatable Coupling - Low Profile

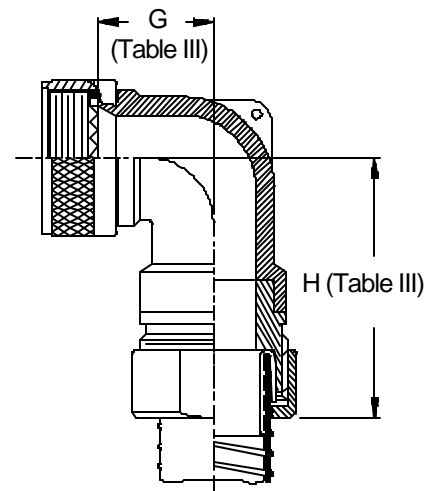
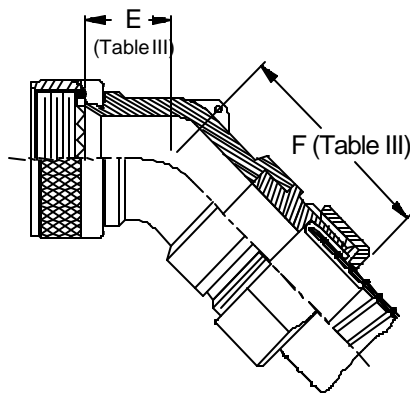
CONNECTOR
DESIGNATORS
A-F-H-L-S
ROTATABLE
COUPLING



STYLE 2
(STRAIGHT)



STYLE 2
(45° & 90°)



420-001
Sealtite™/Liquidite Conduit Backshell
Rotatable Coupling - Low Profile



See inside back cover
 fold-out or pages 13 and
 14 for Tables I and II.

TABLE III: ELBOW DIMENSIONS									
Shell Size		E		F		G		H	
Conn. Desig.	H	Max	(mm)	Max	(mm)	Max	(mm)	Max	(mm)
A-F-L-S									
08	09	.457	(11.6)	1.810	(46.0)	.500	(12.7)	1.820	(46.2)
10	11	.520	(13.2)	1.870	(47.5)	.595	(15.1)	1.940	(49.3)
12	13	.582	(14.8)	1.930	(49.0)	.610	(15.5)	1.960	(49.8)
14	15	.645	(16.4)	2.020	(51.3)	.700	(17.8)	2.030	(51.6)
16	17	.738	(18.7)	2.130	(54.1)	.885	(22.5)	2.120	(53.8)
18	19	.926	(23.5)	2.320	(58.9)	.975	(24.8)	2.290	(58.2)
20	21	.926	(23.5)	2.320	(58.9)	.975	(24.8)	2.290	(58.2)
22	23	1.020	(25.9)	2.470	(62.7)	1.125	(28.6)	2.400	(61.0)
24	25	1.020	(25.9)	2.470	(62.7)	1.125	(28.6)	2.400	(61.0)
28		1.145	(29.1)	2.520	(64.0)	1.225	(31.1)	2.570	(65.3)
32		1.207	(30.7)	2.620	(66.5)	1.575	(40.0)	2.820	(71.6)
36		1.238	(31.4)	2.710	(68.8)	1.775	(45.1)	2.820	(71.6)

TABLE IV: CABLE ENTRY													
Dash No.	Conduit Size (Ref.)	K Dimension (Ref)		L Dimension (Ref)		M Max	N Max Wrench Flats						
		Min	Max	Min	Max								
01	3/8	.484	(12.3)	.504	(12.8)	.690	(17.5)	.710	(18.0)	1.155	(29.3)	1.000	(25.4)
02	1/2	.622	(15.8)	.642	(16.3)	.820	(20.8)	.840	(21.3)	1.282	(32.6)	1.125	(28.6)
03	3/4	.820	(20.8)	.840	(21.3)	1.030	(26.2)	1.050	(26.7)	1.531	(38.9)	1.375	(34.9)
04	1	1.041	(26.4)	1.066	(27.1)	1.290	(32.8)	1.315	(33.4)	1.781	(45.2)	1.625	(41.3)
05	1 1/4	1.380	(35.1)	1.410	(35.8)	1.630	(41.4)	1.660	(42.2)	2.218	(56.3)	2.062	(52.4)
06	1 1/2	1.575	(40.0)	1.600	(40.6)	1.875	(47.6)	1.900	(48.3)	2.468	(62.7)	2.312	(58.7)
07	2	2.020	(51.3)	2.045	(51.9)	2.350	(59.7)	2.375	(60.3)	3.031	(77.0)	2.875	(73.0)

1. When maximum cable entry (page 21) is exceeded, Style 2 will be supplied. Dimensions E, F, G and H will not apply. Please consult factory.
2. Metric dimensions (mm) are indicated in parentheses.
3. Cable range is defined as the accommodations range for the wire bundle or cable. Dimensions shown are not intended for inspection criteria.
4. Consult factory for shorter lengths on straight backshells.
5. O-Ring not supplied with Connector Designator A.
6. Sealtite is a trademark of Anaconda Corp.