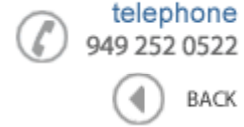





Data Sheet



Product Category: SMD Oscillators

Series Number	Package	Description	Last Modified
432	5 x 3.2 SMD Ceramic	HCMOS / TTL Output	April. 07 2008

FEATURES

- Low power consumption
- Standby function
- Tape and Reel
- Miniature profile 5 x 3.2 x 1.25
- 3.3V and 5.0V (typ.) Other Options Available
- RoHs / Lead Free compliant 

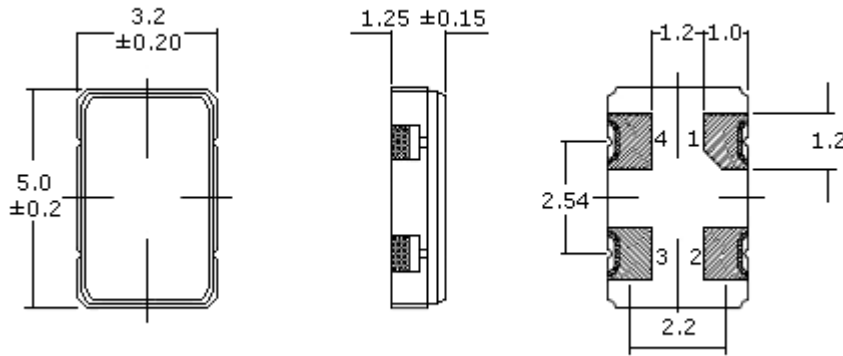


OPERATING CONDITIONS / ELECTRICAL CHARACTERISTICS

PARAMETERS	CONDITIONS	CHARACTERISTICS	UNITS
Output Logic	-	HCMOS / TTL Output	-
Input Voltage (V_{dd})	-	3.3 ±10% (typ.) , 5.0 ±10% (typ.) , Others Avail.	VDC
Frequency Range (f_O)	-	0.312 ~ 125.00	MHz
Operating Temperature (T_{OPR})	-	0 ~ +70 (Std.) / -40 ~ 85 (Option)	°C
Storage Temperature (T_{STG})	-	-55 ~ +125	°C
Frequency Stability	a + b + c + d	±20, ±25, ±50, ±100 max.	PPM
	(a) Frequency Tolerance	Inclusive of Overall Stability	-
	(b) Temperature Stability	Inclusive of Overall Stability (Operating Temperature)	-
	(c) Input Voltage Stability	Inclusive of Overall Stability (V _{dd} ±5%)	-
	(d) Load Stability	Inclusive of Overall Stability (RL ±5%)	-
Current Consumption	-	10 ~ 45 (35) max. 15 ~ 85 (50) max.	mA
Aging	@ 25°C	±5 max.	PPM/Y
Rise Time (T_R) / Fall Time (T_F)	≤ 23.999 MHz	10 max.	nS
	24.00 ~ 70.00 MHz	6 max.	
	70.001 ~ 125.00 MHz	4 max.	
PIN 1 Tri-State Input Voltage (Option)	-	V _h (Pin 1) No Connection : Enables Output	-
	-	V _h (V _{ih}) ≥ 2.2 V _{dc} : Enables Output	
	-	V _l (V _{il}) ≤ 0.8 V _{dc} : Disables Output (High Impedance)	
Output Voltage High "1" VOH	TTL Load	2.4 min.	VDC
	HCMOS Load	V _{dd} * 0.9 min.	
Output Voltage Low "0" VOL	TTL Load	0.4 max.	VDC
	HCMOS Load	V _{dd} * 0.1 min.	
Duty Cycle	-	50 ±10 (Std.) / 50 ±5 (Option)	%
Start-Up Time (T_S)	-	10 max.	mS
Jitter	(One Sigma)	±25 max.	ps

PIN CONNECTIONS

PACKAGE DIMENSIONS (mm)



#1	No Connection or Tri-State Enable High
#2	Case Ground
#3	Output
#4	Vdd

PART NUMBER GUIDE

Series Number	Frequency	Voltage Supply Option	Frequency Tolerance & Stability (max.)	Operating Temp. (°C)	Duty Cycle	Pin 1 Connection
432	- 12.0M	- 3	E	N	- T	TS
Oscilent SMD Oscillators	Enter your desired frequency e.g. 12.0M = 12.000MHz	7 = 3.0VDC 5 = 5VDC 3 = 3.3VDC	D = ±100 PPM E = ±50 PPM F = ±25 PPM G = ±20 PPM	Blank* = 0~+70 C = -10~+70 D = -20~+70 N = -40~+85	Blank* = 50±10% T = -50±5%	NC = No Connection TS = Tri-State Enable High

NOTE: - Deviations on all parameters available. Please consult Oscilent for details.

DEFINITIONS: - Click on the characteristic names above, for definitions of the particular characteristic.

***STANDARDS:** - "Blank" part number selections, indicate standard variables for the particular characteristic.

PACKAGING: - Add **-TR** for Tape/Reel. Click [here](#) for tape/reel specifications

Oscilent Corporation - CALL **949.252.0522**

Series No.: 432

18195 East McDermott Street . Building D . Irvine . CA 92614 . USA

Fax: 949.252.0599 . E-Mail: Sales@Oscilent.com