




**Data Sheet**



Product Category: SMD Oscillators

Series Number	Package	Description	Last Modified
435	3.2 x 2.5 SMD Ceramic	HCMOS Output	Jan. 05 2007

**FEATURES**

- Ultra Small Package SMD Oscillator
- Tape and Reel
- Miniature profile 3.2 x 2.5 x 1.2
- 3.3V or 2.5V optional
- RoHs / Lead Free compliant 

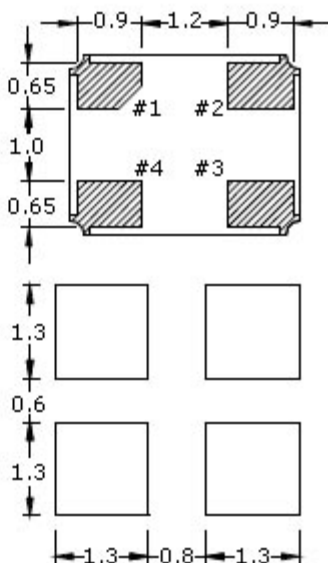
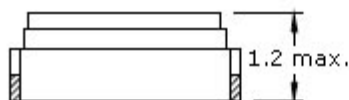
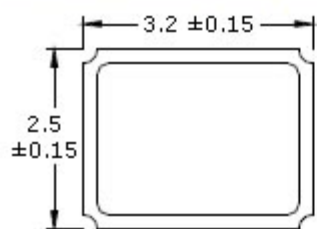


**OPERATING CONDITIONS / ELECTRICAL CHARACTERISTICS**

PARAMETERS	CONDITIONS	CHARACTERISTICS		UNITS
<b>Power Supply Voltage</b>	-	3.3 ±10%	2.5 ±10%	V
<b>Frequency Range (f<sub>O</sub>)</b>	-	1.544 ~ 80.000		MHz
<b>Operating Temperature (T<sub>OPR</sub>)</b>	-	0 ~ +70 Std. (Ext Temp Avail. See Table Below)		°C
<b>Storage Temperature (T<sub>STG</sub>)</b>	-	-55 ~ +125		°C
<b>Frequency Stability</b>	All Conditions	±25, ±50, ±100 max.		ppm
<b>Current Consumption</b>	1.544 ~ 9.999 MHz	8 max.	7 max.	mA
	10.000 ~ 34.999 MHz	10 max.	8 max.	
	35.000 ~ 49.999 MHz	25 max.	20 max.	
	50.000 ~ 80.000 MHz	35 max.	30 max.	
<b>Aging</b>	@ 25°C ±3°C	±5 max.		ppm
<b>Rise Time</b>	10 ~ 90%VDD	7 max.	6 max.	ns
<b>Fall Time</b>	90 ~ 10%VDD	7 max.	6 max.	ns
<b>PIN 1 Tri-State Function</b>	Pin 1 = H or open	Output active at Pin 3		-
	Pin 1 = L	High Impedance at Pin 3		
<b>Output Voltage</b>	-	90 min.		%VDD
	-	10 max.		
<b>Output Load</b>	-	15 max.		pF
<b>Output Symmetry</b>	at 1/2 VDD	50 ±10 (Std.) / 50 ±5 (Option)		%
<b>Start-Up Time (Ts)</b>	-	10 max.		mS

PIN CONNECTIONS	
#1	Tri-State
#2	Case Ground
#3	Output

**PACKAGE DIMENSIONS (mm)**



#4	Vdd
----	-----

**PART NUMBER GUIDE**

Series Number	Frequency	Voltage Supply Option	Frequency Tolerance & Stability (max.)	Operating Temp. (°C)	Duty Cycle	Pin 1 Connection
<b>435</b>	<b>- 12.0M</b>	<b>- 3</b>	<b>E</b>	<b>N</b>	<b>- T</b>	<b>TS</b>
Oscilent SMD Oscillator	Enter your desired frequency e.g. <b>12.0M = 12.000MHz</b>	3 = 3.3VDC 6 = 2.5VDC	D = ±100 ppm E = ±50 ppm F = ±25 ppm	Blank* = 0~+70 C = -10~+70 D = -20~+70 N = -40~+85	Blank* = 50±10% T = -50±5%	TS = Tri-State Enable High
<p><b>NOTE:</b> - Deviations on all parameters available. Please consult Oscilent for details.  <b>DEFINITIONS:</b> - Click on the characteristic names above, for definitions of the particular characteristic.  <b>*STANDARDS:</b> - "Blank" part number selections, indicate standard variables for the particular characteristic.  <b>PACKAGING:</b> - Add <b>-TR</b> for Tape/Reel. Click <a href="#">here</a> for tape/reel specifications</p>						

**Oscilent Corporation** - CALL **949.252.0522**  
 18195 East McDermott Street . Building D . Irvine . CA 92614 . USA  
 Fax: 949.252.0599 . E-Mail: Sales@Oscilent.com

**Series No.:** 435