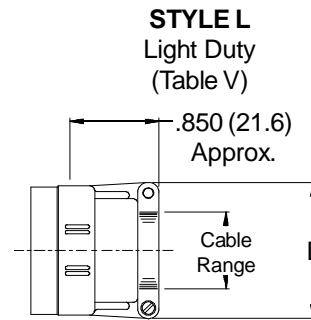
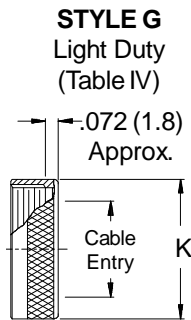
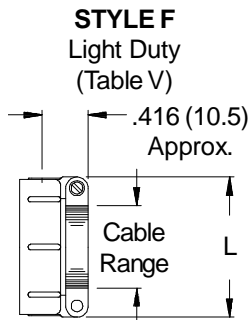
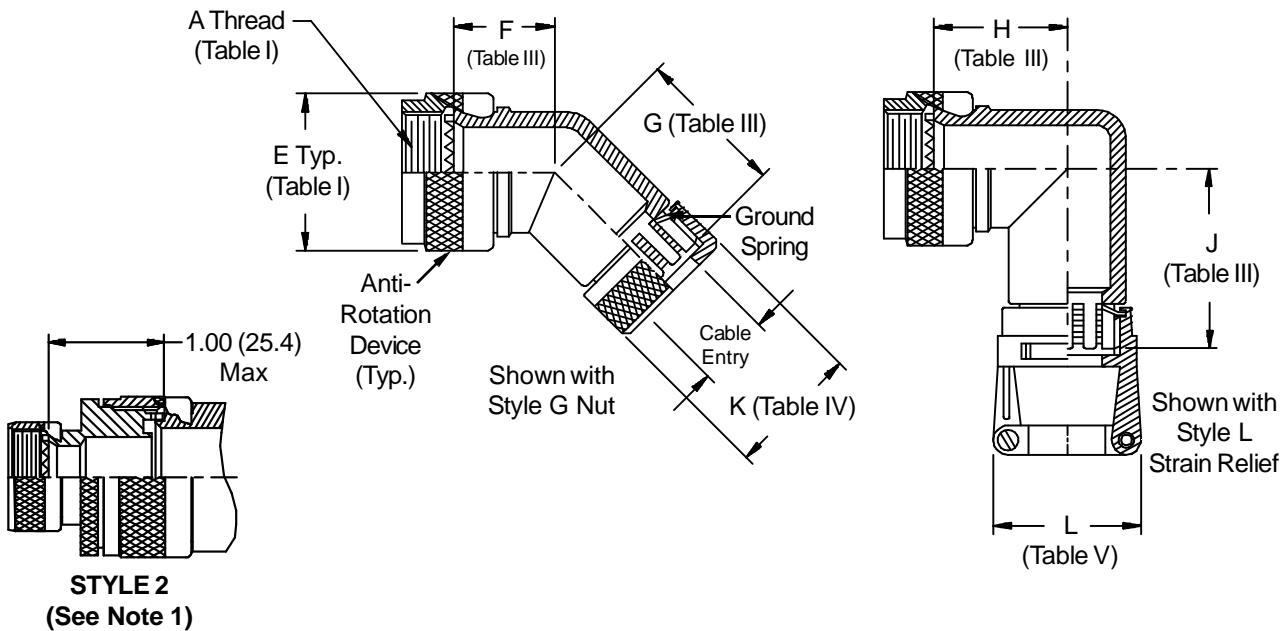
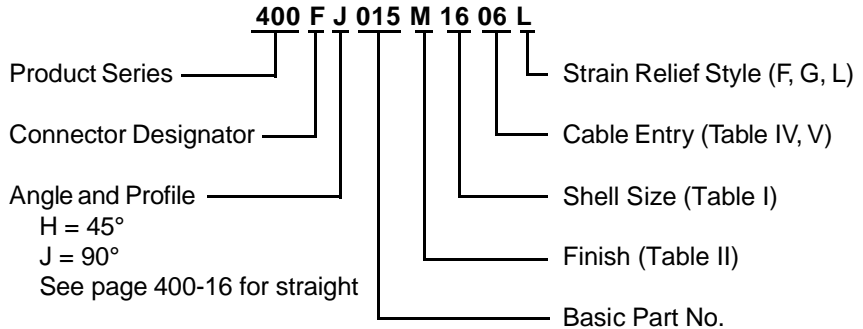


**CONNECTOR  
 DESIGNATORS  
 A-F-H-L-S  
 SELF-LOCKING  
 ROTATABLE  
 COUPLING**





See inside back cover  
fold-out or pages 13 and  
14 for Tables I and II.

TABLE III: ELBOW DIMENSIONS							
Shell Size		F	G	H	J	Conn. Desig.	
A-F-L-S	H					Max	Max
08	09	.795 (20.2)	1.510 (38.4)	.906 (23.0)	1.620 (41.1)		
10	11	.820 (20.8)	1.540 (39.1)	.966 (24.5)	1.680 (42.7)		
12	13	.844 (21.4)	1.560 (39.6)	1.026 (26.1)	1.740 (44.2)		
14	15	.861 (21.9)	1.590 (40.4)	1.076 (27.3)	1.810 (46.0)		
16	17	.888 (22.6)	1.610 (40.9)	1.136 (28.9)	1.870 (47.5)		
18	19	.904 (23.0)	1.620 (41.1)	1.176 (29.9)	1.890 (48.0)		
20	21	.929 (23.6)	1.640 (41.7)	1.236 (31.4)	1.950 (49.5)		
22	23	.956 (24.3)	1.680 (42.7)	1.296 (32.9)	2.030 (51.6)		
24	25	.979 (24.9)	1.710 (43.4)	1.356 (34.4)	2.100 (53.3)		

TABLE IV: CABLE ENTRY			
Dash No.	K Max	Cable Entry Max	
		02	.545 (13.8)
03	.670 (17.0)	.375 (9.5)	
04	.795 (20.2)	.500 (12.7)	
05	.920 (23.4)	.625 (15.9)	
06	1.045 (26.5)	.750 (19.1)	
07	1.170 (29.7)	.875 (22.2)	
08	1.295 (32.9)	1.000 (25.4)	
09	1.420 (36.1)	1.125 (28.6)	
10	1.670 (42.4)	1.250 (31.8)	

TABLE V: CABLE ENTRY					
Dash No.	L Max	Cable Range			
		Min		Max	
02	.968 (24.6)	.125 (3.2)	.250 (6.4)	.375 (9.5)	.500 (12.7)
03	1.046 (26.6)	.250 (6.4)	.375 (9.5)	.625 (15.9)	.750 (19.1)
04	1.156 (29.4)	.250 (6.4)	.500 (12.7)	.750 (19.1)	1.000 (25.4)
05	1.218 (30.9)	.375 (9.5)	.625 (15.9)	.875 (22.2)	1.125 (28.6)
06	1.343 (34.1)	.500 (12.7)	.750 (19.1)	1.000 (25.4)	1.250 (31.8)
07	1.468 (37.3)	.625 (15.9)	.875 (22.2)	1.125 (28.6)	1.500 (38.1)
08	1.593 (40.5)	.625 (15.9)	1.000 (25.4)	1.250 (31.8)	1.750 (44.8)
09	1.718 (43.6)	.750 (19.1)	1.125 (28.6)	1.500 (38.1)	2.000 (50.8)
10	1.843 (46.8)	.875 (22.2)	1.250 (31.8)	1.750 (44.8)	2.250 (57.1)

1. When maximum cable entry (page 21) is exceeded, Style 2 will be supplied. Dimensions F, G, H and J will not apply. Please consult factory.
2. Metric dimensions (mm) are indicated in parentheses.
3. Cable range is defined as the accommodations range for the wire bundle or cable. Dimensions shown are not intended for inspection criteria.