


## Series 110 / 410 / 510

### Sockets for specific applications

#### Solder tail






Quad-in-line sockets and staggered (zig-zag) strips are suitable for IC's with staggered double row Dual-in-line type pin patterns. (e.g. NEC, etc...).

Double row staggered strips will also accommodate single-in-line zig-zag memory packages on high density boards.

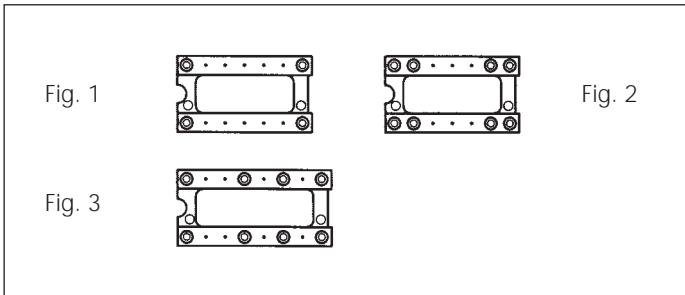
Display sockets

Insertion characteristics:  
 Partially equipped DIL and staggered strips: 4-finger standard  
 Quad-in-line and Display sockets: 6-finger low force

Platings	Sleeve 	Clip 	Pin 
91	5 $\mu\text{m}$ Sn Pb	0.25 $\mu\text{m}$ Au	
93	5 $\mu\text{m}$ Sn Pb	0.75 $\mu\text{m}$ Au	
97	5 $\mu\text{m}$ Sn Pb	Goldflash	
99	5 $\mu\text{m}$ Sn Pb	5 $\mu\text{m}$ Sn Pb	

#### Ordering information

Replace **9x** with required plating code, e.g. 410-9x-214-10-001 for a 5  $\mu\text{m}$  Sn Pb / 0.75  $\mu\text{m}$  Au becomes 410-93-214-10-001

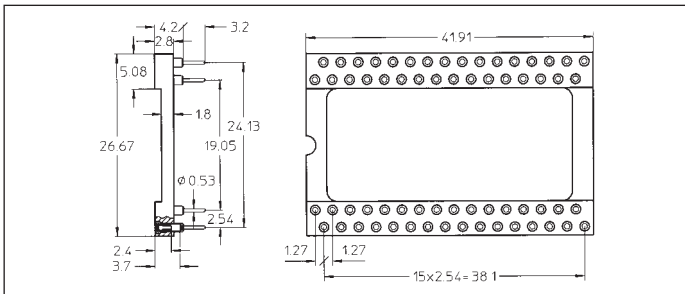


110-xx-314-10-001 fig. 1  
 110-xx-314-10-002 fig. 2  
 110-xx-316-10-003 fig. 3

#### Partially equipped DIL sockets

Insulator body dimensions see page 50

Please consult for versions not shown

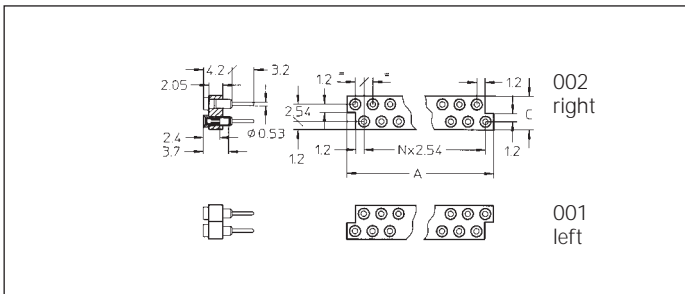


110-91-064-01-505  
 110-93-064-01-505  
 110-97-064-01-505  
 110-99-064-01-505

#### Quad-in-line socket

Rockwell packages with 2.22 mm nominal row distance can also be inserted

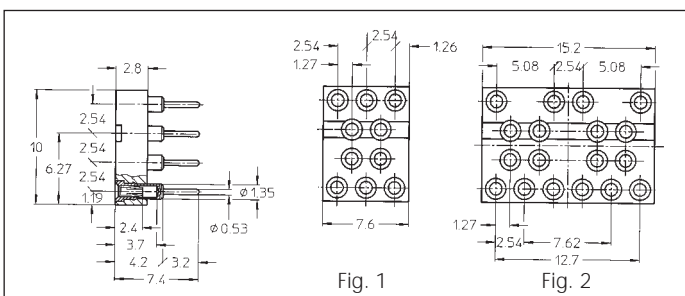
Important: Quad-in-line sockets require a PCB drilling pattern with 2.54 mm centerline distance



410-xx-214-10-001 left  
 410-xx-214-10-002 right  
 410-xx-216-10-001 left  
 410-xx-216-10-002 right  
 410-xx-220-10-001 left  
 410-xx-220-10-002 right  
 410-xx-224-10-001 left  
 410-xx-224-10-002 right  
 410-xx-228-10-001 left  
 410-xx-228-10-002 right

#### Staggered zig-zag strips

Not stackable	A: 18.98	C: 4.94
Not stackable	18.98	4.94
Stackable	21.52	4.94
Stackable	21.52	4.94
Stackable	26.60	4.94
Stackable	26.60	4.94
Stackable	31.68	4.94
Stackable	31.68	4.94
Stackable	36.76	4.94
Stackable	36.76	4.94



510-91-010-01-504101 Fig. 1  
 510-97-010-01-504101  
 510-99-010-01-783101

510-91-018-01-504101  
 510-97-018-01-504101 Fig. 2  
 510-99-018-01-783101

Display sockets for 7 segment displays (1 or 2 digits)