


GP-IB Cable Assembly EMI/RFI Shielding Version



T
408JE

FEATURE

- Compatible with IEEE-STD-488-1978
- Intermateable with 57 family connectors

SPECIFICATION

Dielectric withstanding voltage	500V AC 1 minute
Insulation resistance	100M Ω max.at 500V DC

CABLE SPECIFICATION

Conductor resistance	0.14 Ω max/m
Capacitance	150pF max/m (1KHz)
Shield resistance	0.0085 Ω max/m

MATERIAL/FINISH

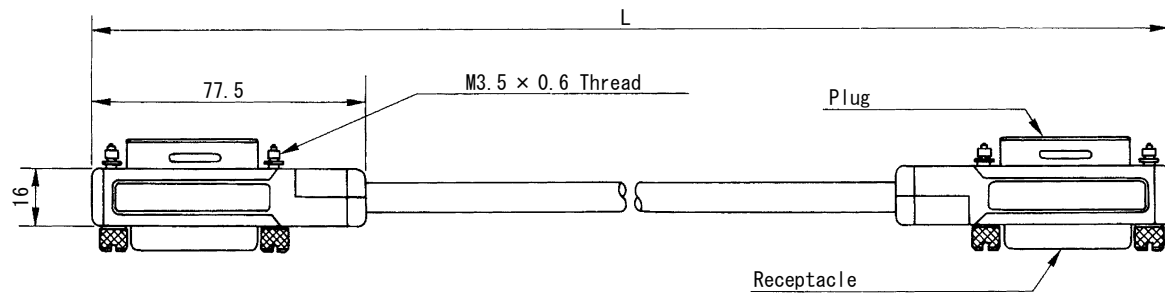
Shell	Brass/Nickel plating
Insulator	Diallyl phthalate resin (UL94V-0)/Gold plating
Contact	Copper alloy/Gold plating
Hood	Aluminum cast
Jack screw	Steel/Zinc plating

408JE Series

Unit : mm

■ Double Ended

408JE-1□□



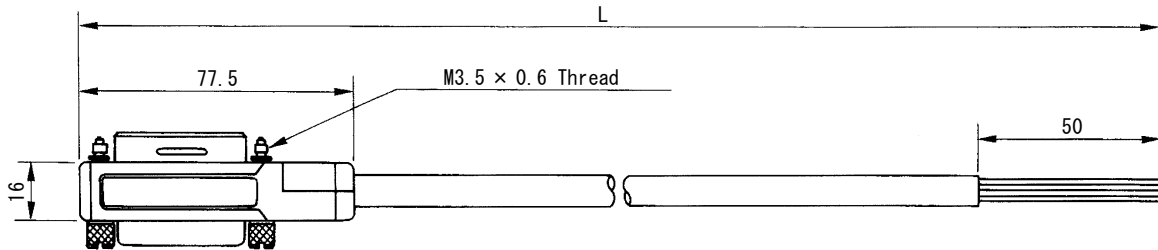
T
408JE

P/N	L
408JE-10P5	500
408JE-101	1,000
408JE-102	2,000
408JE-104	4,000

408JE Series

Single Ended

408JE-1□□S



T
408JE

P/N	L
408JE-10P5S	500
408JE-101S	1,000
408JE-102S	2,000
408JE-104S	4,000

Contact/Wire Color Assignments

Signal Line	Wire Color	Contact Position
DIO 1	Brown	1
DIO 2	Red	2
DIO 3	Orange	3
DIO 4	Yellow	4
EOI (24)	Blue	5
DAV	Violet	6
NRFD	Gray	7
NDAC	White	8
IFC	White/Black	9
SPQ	White/Brown	10
ATN	White/Red	11
SHIELD	Shield, Hood	12
DIO 5	White/Orange	13
DIO 6	White/Yellow	14
DIO 7	White/Green	15
DIO 8	White/Blue	16
REN (24)	Green	17
Gnd. (6)	White/Black/Brown	18
Gnd. (7)	White/Black/Red	19
Gnd. (8)	White/Black/Orange	20
Gnd. (9)	White/Black/Yellow	21
Gnd. (10)	White/Black/Green	22
Gnd. (11)	White/Black/Blue	23
Gnd. LOGIC	White/Violet, White/Gray	24

Note: Gnd. (n) refers to the signal ground return of the referenced contact. EOI and REN return on contact 24.