



## FEATURES

- RoHS compliant
- 2.7µH to 330µH
- Surface mount
- J-STD-020C reflow
- Up to 8.10A I<sub>DC</sub>
- UL94 V-0 package materials
- Compact size
- Toroidal construction minimizes EMI
- Pick & place compatible
- Backward compatible with Sn/Pb soldering systems

## DESCRIPTION

The 4100 series is a range of surface mount toroidal inductors designed for use in switching power supplies and DC/DC converters. The parts are ideal for applications requiring low profile compact components in a surface mount package.

SELECTION GUIDE				
Order Code	Inductance (10kHz, 10mV <sub>AC</sub> )		DC Current <sup>1</sup>	DC Resistance
	Nom.	Min. - Max.	Max.	Max.
	µH	µH	A	mΩ
412R7C	2.7	2.1 - 3.5	8.1	14
414R7C	4.7	3.3 - 5.4	6.7	18
416R8C	6.8	4.7 - 7.8	5.7	20
41100C	10	7.3 - 12.2	4.7	24
41150C	15	10.6 - 17.6	4.0	28
41220C	22	15.8 - 26.3	3.3	33
41330C	33	23.8 - 39.6	2.7	38
41470C	47	35.5 - 59.2	2.2	62
41680C	68	52.2 - 87.0	1.75	110
41101C	100	75.2 - 125	1.47	158
41151C	150	114 - 189	1.16	247
41221C	220	164 - 274	1.03	377
41331C	330	247 - 412	0.83	462

## ABSOLUTE MAXIMUM RATINGS

Operating free air temperature range	-40°C to 85°C
Storage temperature range	-40°C to 125°C

## SOLDERING INFORMATION<sup>2</sup>

Peak reflow temperature	245°C
Pin finish	Pure tin dip

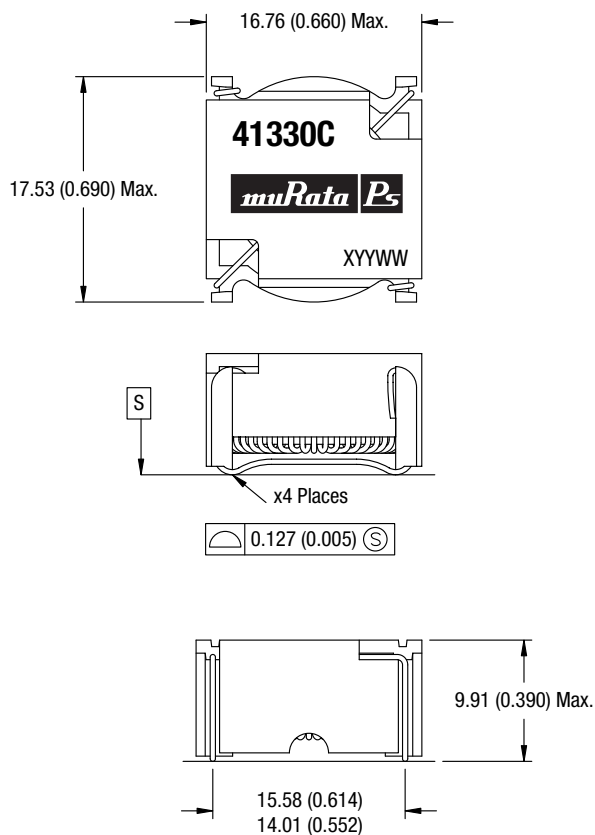
All specifications typical at T<sub>A</sub>=25°C

- 1 Maximum DC current occurs when either the inductance falls to 75% of its nominal value or when its temperature rise reaches 40°C, whichever is sooner.
- 2 For further information, please visit [www.murata-ps.com/rohs](http://www.murata-ps.com/rohs)



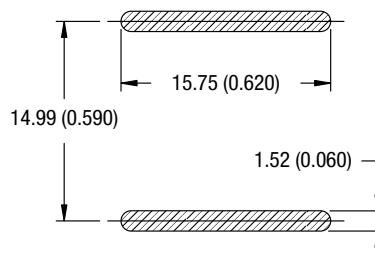
**PACKAGE SPECIFICATIONS**

**MECHANICAL DIMENSIONS**



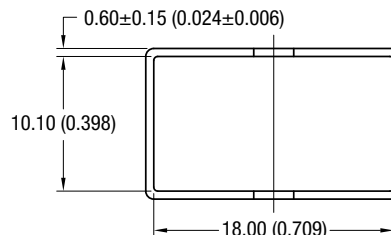
All dimensions in mm (inches).  
Package weight 5.6g Typ.

**RECOMMENDED FOOTPRINT DETAILS**



All dimensions in mm (inches).

**TUBE OUTLINE DIMENSIONS**



All dimensions in mm (inches).  
Tube quantity: 25  
Tube material: Antistatic coated clear PVC  
Tube length: 475±2mm (18.701±0.079)