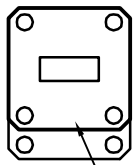
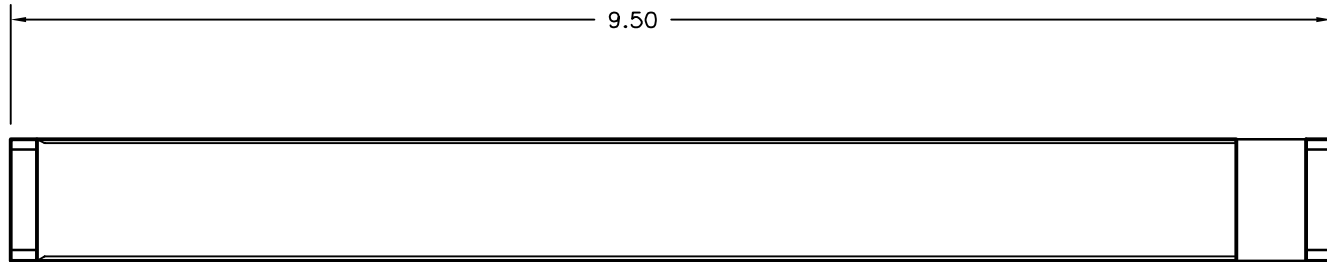
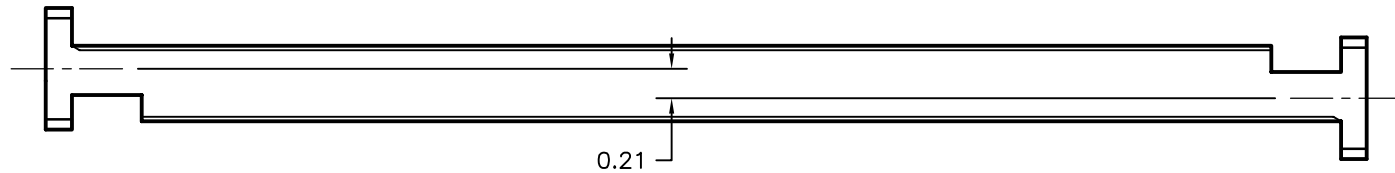


REV	AUTH	DATE	INITIAL RELEASE
-	RL	04/30/07	



WR42 FLANGE FACE
EQUIV. TO UG 597/U
TYPICAL



MODEL SPECIFICATIONS

MECHANICAL

MODEL NUMBER: 42-630HPX-XX*-6-6
 MATERIAL: 6061/T-6 ALUM.
 FLANGES: WR42 COVER SHOWN, OTHER FLANGES AVAILABLE UPON REQUEST

ELECTRICAL

FREQ. RANGE: 18.0 - 26.5 GHz
 POWER: 100W (CW)
 VSWR: 1.15
 ATTENUATION: *6, 10, 20, 30, 40, 50dB AVAILABLE

THIRD ANGLE PROJECTION:		APPROVALS	DATE	ADVANCED TECHNICAL MATERIALS, INC. TEL: (631) 289-0363 FAX: (631) 289-0358 www.atmmicrowave.com	<small>THE INFORMATION IN THIS DRAWING IS PROPRIETARY AND SHALL NOT BE USED OR DISCLOSED WITHOUT THE PRIOR WRITTEN CONSENT OF ATM INC. DO NOT SCALE DWG.</small>		
UNLESS OTHERWISE NOTED, DIMENSIONS ARE IN INCHES, TOLERANCES ARE: FRACTIONS: ±1/64 ANGLES: ±1/2°		DRAWN RL	04/30/07				
BASIC DIMENSION	DECIMALS 2 PLACE 3 PLACE	CHKD.	APRVD.	OUTLINE, WR42 HP FXD. PRECISION ATTEN.			
UNDER 6"	±.02 ±.005	MATERIAL PER ORDER					
6" - 12"	±.03 ±.010	TREATMENT -					
OVER 12"	±.06 ±.015	FINISH -		SIZE A	CAGE CODE 0R8N4	ATM DWG # 8084W	REVISION -
				SCALE NONE	MODEL # 42-630HPX-XX-6-6	SHEET 1/1	