

# O/E/N 43

## MINIATURE POWER RELAY

- Smallest size (18.5 x 10.2 x 15.6)
- 5A Switching Capacity
- 1 Form A, 1 Form C
- Surge resistiveness 10,000V
- Creepage distance of 6.5mm
- Sealed

### SPECIFICATIONS

Contact Arrangement	:1 Form A & Form C
Contact Material	:Silver alloy
Contact Rating	
Rated Voltage	:230 VAC/24 VDC
Maximum Voltage	:230 V AC/30 V DC
Maximum Continuous Current at 230VAC/ 24VDC	:NO - 5 Amps :NC - 3 Amps
Maximum Switching Current	:10Amps
Maximum Power Rating	:1250VA
Nominal Coil Power	:0.2W (approx)
Operating Power	:0.15W (approx)
Life Expectancy	
Mechanical	:10 <sup>7</sup> operations
Electrical	:10 <sup>5</sup> operations
Contact Resistance (Initial)	:50 milli Ohms
Dielectric Strength	
Between Contacts & Coil	:2500 VRMS
Between Open Contacts	:1000 VRMS
Insulation Resistance	:100 Meg. Ohms at 500VDC, 25 <sup>0</sup> C, RH50
Operate time at Nominal Voltage	:8 milli sec.(Typ)
Release time at Nominal Voltage	:5 milli sec.(Typ)
Ambient Temperature	:-40 <sup>0</sup> C to + 85 <sup>0</sup> C
Weight	:6 gms (approx)

#### Typical applications

Home Appliances, Office Automation, Microwave Ovens, Audio Equipment Timers etc.

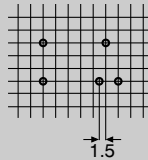
All dimensions are in mm. Specifications subject to change without notice. Tolerance unless otherwise specified is ± 10%

### COIL DATA

Nominal Voltage VDC	Pick-up Voltage VDC (Max)	Drop-out Voltage VDC (Min)	Coil Resistance at 25 <sup>0</sup> C Ohms ± 10%
12	9.0	1.2	720
12*	9.0	1.2	320
24	18	2.4	2880
24*	18	2.4	1280

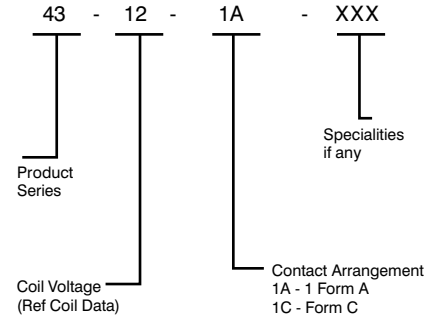
\* For 1 Form C Relays

### DRILLING PATTERN

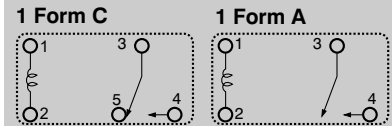


View : Terminal Side

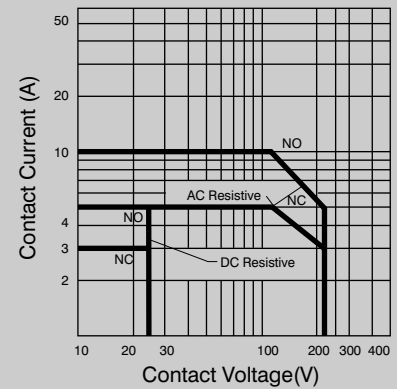
### HOW TO ORDER



### CIRCUIT DIAGRAM



#### Limiting Curve for Power Load



### DIMENSIONS

