



### FEATURES

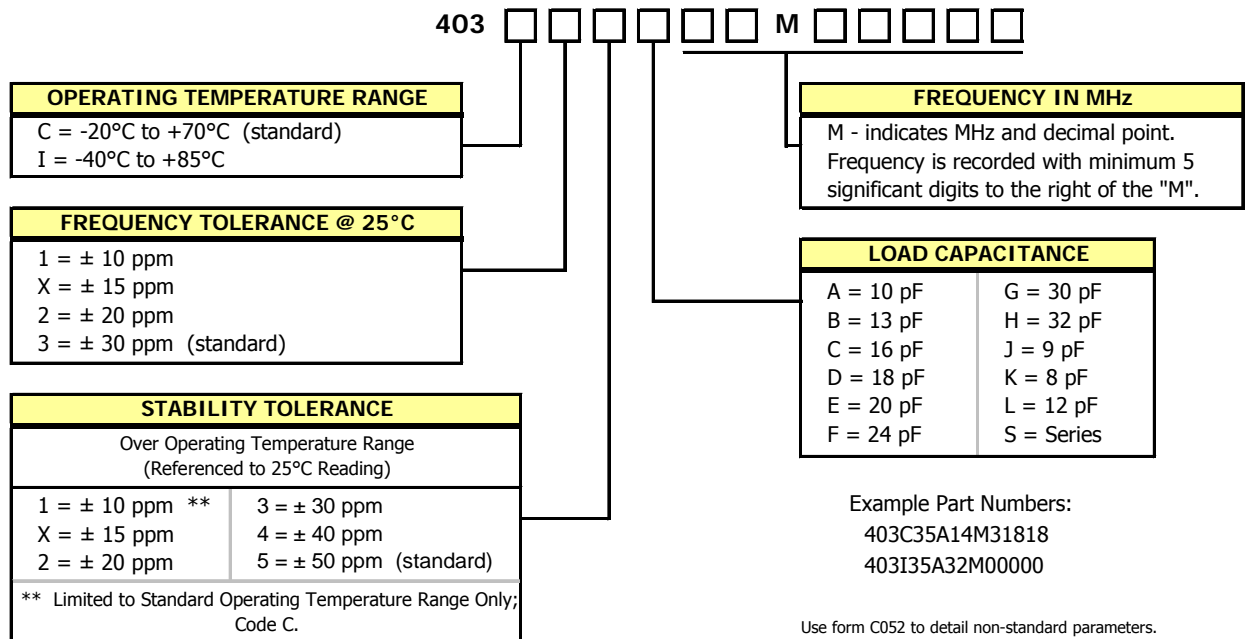
- Standard 3.2x2.5mm Surface Mount Footprint
- Stable Frequency Over Temperature and Drive Level
- Frequency Range 12 – 50 MHz
- Frequency Tolerance,  $\pm 30$  ppm Standard ( $\pm 10$  ppm,  $\pm 15$  ppm and  $\pm 20$  ppm available)
- Frequency Stability,  $\pm 50$  ppm Standard ( $\pm 10, \pm 15, \pm 20, \pm 30$  and  $\pm 40$  ppm available)
- Operating Temperature to  $-40^{\circ}\text{C}$  to  $+85^{\circ}\text{C}$
- Tape & Reel Packaging, EIA-481-2 Compliant
- **RoHS/Green Compliant (6/6)**

### DESCRIPTION

The Model 403 is a ceramic packaged Crystal offering reduced size, ideal for high-density circuit board applications. The Model 403 offers reliable precision and excellent shock performance in wireless telecommunication devices.



### ORDERING INFORMATION



**Not all performance combinations and frequencies may be available.  
Contact your local CTS Representative or CTS Customer Service for availability.**

## ELECTRICAL CHARACTERISTICS

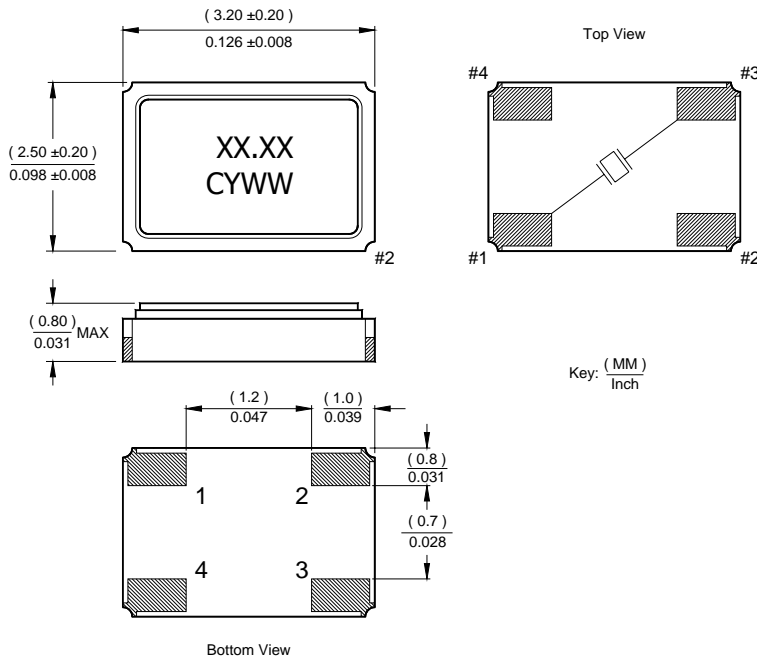
	PARAMETER	VALUE
Electrical Parameters	Operating Mode	Fundamental
	Crystal Cut	AT-Cut
	Frequency Range	12.0 MHz to 50.0 MHz
	Frequency Tolerance @ 25°C	± 30 ppm Standard (± 10 ppm, ± 15 ppm and ± 20 ppm Available)
	Frequency Stability Tolerance (Operating Temperature Range, Referenced to 25°C Reading)	± 50 ppm Standard (± 10 ppm, ± 15 ppm, ± 20 ppm, ± 30 ppm and ± 40 ppm Available)
	Operating Temperature Range	-20°C to +70°C Standard (-40°C to +85°C Available)
	Aging	± 3 ppm/year Maximum
	Storage Temperature Range	-55°C to +125°C
	Equivalent Series Resistance	See ESR Table
	Load Capacitance or Resonance Mode	See Ordering Information
	Shunt Capacitance (C <sub>0</sub> )	5.0 pF Maximum (3.0 pF Typical)
	Drive Level	10 μW Typical, 100 μW Maximum
	Reflow Condition, per JEDEC J-STD-020	+255°C ± 5°C, 10 Seconds Maximum

## EQUIVALENT SERIES RESISTANCE TABLE

FREQUENCY RANGE	MODE of OSCILLATION	ESR Maximum
12.00 MHz - 13.999 MHz	Fundamental	150 Ohms
14.00 MHz - 15.999 MHz	Fundamental	100 Ohms
16.00 MHz - 19.999 MHz	Fundamental	80 Ohms
20.00 MHz - 50.00 MHz	Fundamental	60 Ohms

## MECHANICAL SPECIFICATIONS

### PACKAGE DRAWING



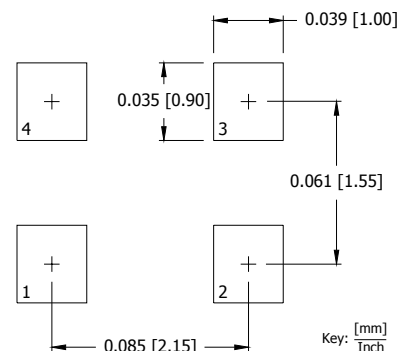
### MARKING INFORMATION

1. XX.XX – Frequency marked with 2 significant digits after the decimal.
2. C – CTS and Pin 1 identifier.
3. YWW – Date Code, Y – Last Digit of Year, WW – Week.
4. Complete CTS part number, frequency value and date code information must appear on reel and box labels.

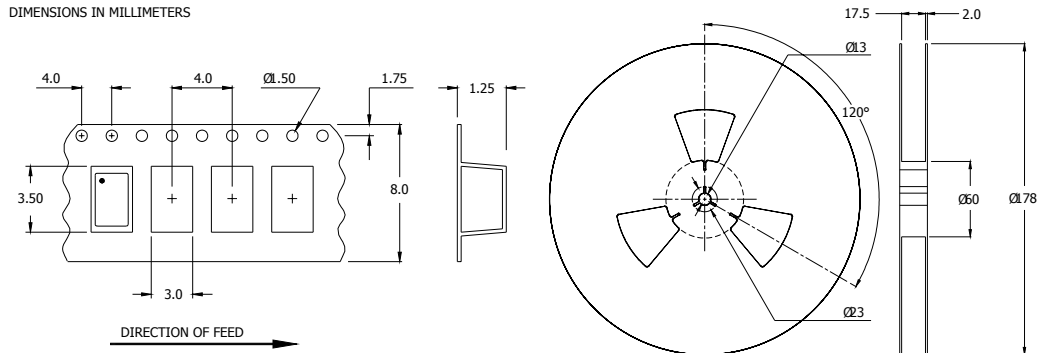
### NOTES

1. Termination pads (e4), barrier-plating is nickel (Ni) with gold (Au) flash plate.
2. Terminations #2, #4 and the metal lid are connected internally. End user may connect these pins to circuit ground.

### SUGGESTED SOLDER PAD GEOMETRY



## TAPE AND REEL INFORMATION



Device quantity is 3,000 pieces minimum per 178mm reel.

## ENVIRONMENTAL SPECIFICATIONS

Temperature Cycle:	400 cycles from $-55^{\circ}\text{C}$ to $+125^{\circ}\text{C}$ , 10 minute dwell at each temperature, 1 minute transfer time between temperatures.
Mechanical Shock:	1,500g's, 0.5mS duration, $\frac{1}{2}$ sinewave, 3 shocks each direction along 3 mutually perpendicular planes (18 total shocks).
Sinusoidal Vibration:	0.06 inches double amplitude, 10 to 55 Hz and 20g's, 55 to 2,000 Hz, 3 cycles each in 3 mutually perpendicular planes (9 times total).
Gross Leak:	No leak shall appear while immersed in an FC40 or equivalent liquid at $+125^{\circ}\text{C}$ for 20 seconds.
Fine Leak:	Mass spectrometer leak rates less than $2 \times 10^{-8}$ ATM cc/sec air equivalent.
Resistance to Solder Heat:	Product must survive 3 reflows of $+260^{\circ}\text{C}$ peak, 10 seconds maximum.
High Temperature Operating Bias:	2,000 hours at $+125^{\circ}\text{C}$ , disregarding frequency shift.
Frequency Aging:	1,000 hours at $+85^{\circ}\text{C}$ , maximum $\pm 5$ ppm shift.
Insulation Resistance:	500M Ohms @ $100V_{\text{DC}} \pm 15V_{\text{DC}}$ .
Moisture Sensitivity Level:	Level 1 per JEDEC J-STD-020.

## QUALITY AND RELIABILITY

Quality systems meet or exceed the requirements of ISO 9000:2000 standards.