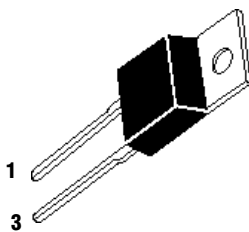


7.5 Amp SCHOTTKY BARRIER RECTIFIERS

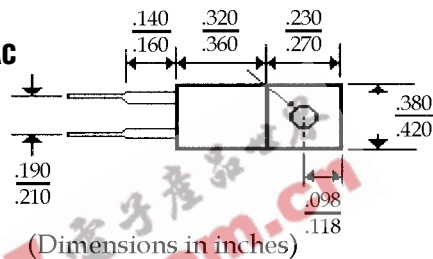
FBR735...745 Series

Description



2
Case

JEDEC
TO-220AC



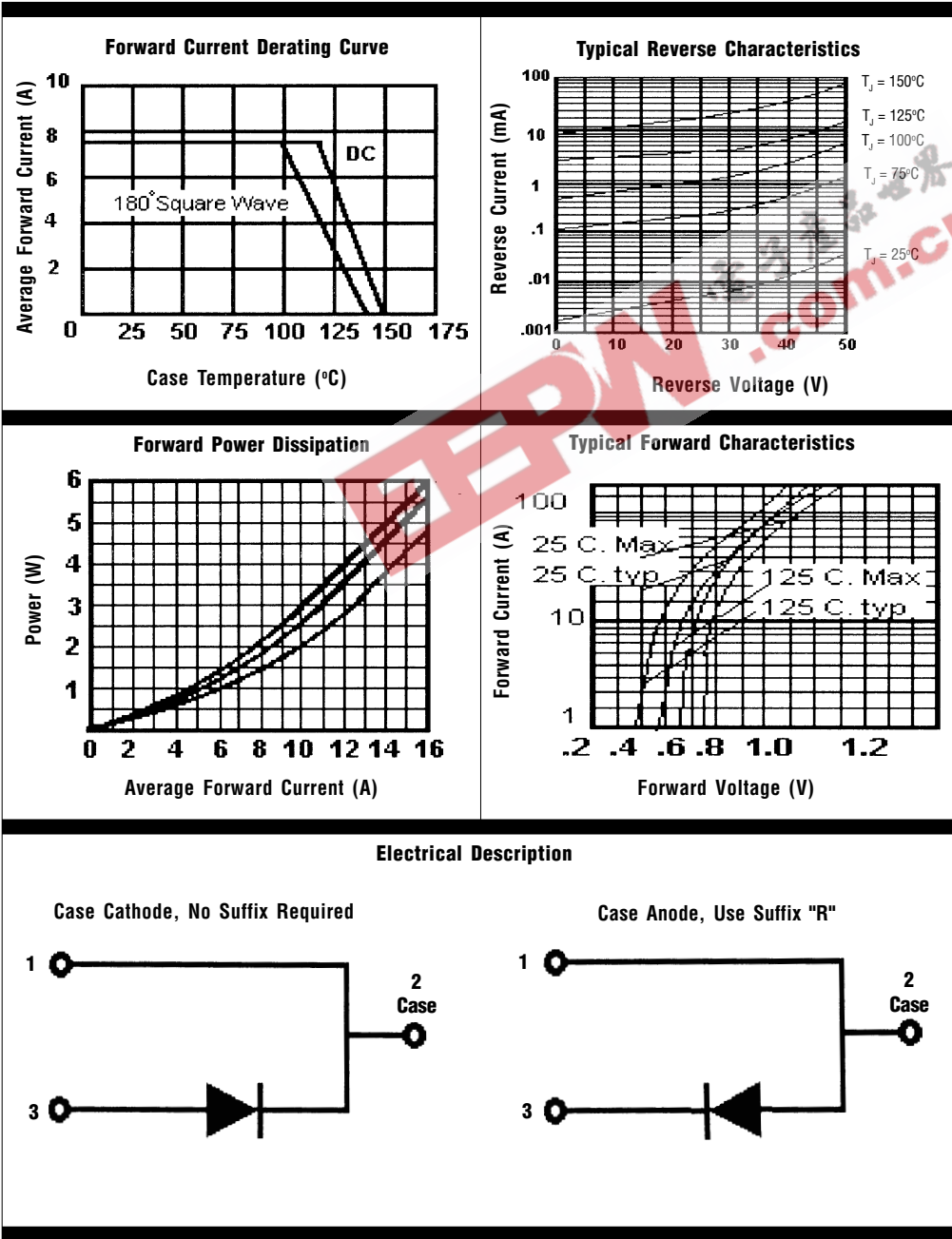
Features

- HIGH CURRENT CAPABILITY WITH LOW V_F
- HIGH SURGE VOLTAGE AND TRANSIENT PROTECTION
- SUPERIOR METAL PROCESS
- MEETS UL SPECIFICATION 94V-0

FBR735 . . . 745 Series				Units
Maximum Ratings	FBR735	FBR740	FBR745	
Peak Repetitive Reverse Voltage... V_{RRM}	35	40	45	Volts
Working Peak Reverse Voltage... V_{RWM}	35	40	45	Volts
DC Blocking Voltage... V_{DC}	35	40	45	Volts
RMS Reverse Voltage... $V_{R(rms)}$	24	28	31	Volts
Average Forward Rectified Current... $I_{F(av)}$ @ $T_C = 110^\circ\text{C}$	7.5			Amps
Repetitive Peak Forward Surge Current... I_{FM}	15			Amps
Non-Repetitive Peak Forward Surge Current... I_{FSM} @ Rated Load Conditions, 1/2 Wave, Single Phase, 60Hz	150			Amps
Voltage Rate of Change at Rated V_R ... D_V/D_T	1000			Volts/ μs
Operating Temperature Range... T_J	-65 to 150			$^\circ\text{C}$
Storage Temperature Range... T_{STRG}	-65 to 175			$^\circ\text{C}$
Electrical Characteristics				
Maximum Forward Voltage... V_F @ $I_F = 15$ Amps, 25°C	.84			Volts
@ $I_F = 15$ Amps, 125°C	.72			Volts
@ $I_F = 7.5$ Amps, 125°C	.57			Volts
Maximum DC Reverse Current... I_R @ Rated DC Blocking Voltage	2.0			mAmps
$T_L = 25^\circ\text{C}$	15			mAmps
$T_L = 125^\circ\text{C}$				

7.5 Amp SCHOTTKY BARRIER RECTIFIERS

FBR735... 745 Series



Ratings at 25 Deg. C ambient temperature unless otherwise specified.

Single Phase Half Wave, 60 Hz Resistive or Inductive Load.

For Capacitive Load, Derate Current by 20%.