

HF9111

TO-5 TYPE HIGH TEMPERATURE HERMETICALLY SEALED RELAY



Features

- Ambient temperature can be 180°C
- Failure rate can be level M
- High pure nitrogen protection
- High ambient applicability
- Hermetically welded and marked by laser

Conform to GJB1042A-2002 (Equivalent to MIL-R-5757)

AMBIENT ADAPTABILITY

Ambient Temperature	-65°C to 180°C	
Humidity	98%, 40°C	
Low Air Pressure	4.4KPa	
Vibration Resistance	Frequency	10Hz to 3000Hz
	Acceleration	294m/s ²
Shock Resistance	735m/s ²	
Acceleration	490m/s ²	
Random Vibration	40(m/s ²)/Hz	
Implementation Standard	GJB1042A (MIL-R-5757)	

CONTACT DATA

Arrangement	2 Form C	
Contact Material	Gold/Platinum/Palladium/Silver alloy (Gold plated)	
Contact Resistance(max.)	Initial	125mΩ
	After Life	250mΩ

COIL DATA

Norminal Coil Power	0.5W
---------------------	------

Contact Ratings

Contact Load	Type	Electrical Life (min.)
0.5A 28Vd.c.	Resistive	1 x 10 ⁵ OPS
0.2A 28Vd.c. 200mH	Inductive	1 x 10 ⁵ OPS
0.1A 28Vd.c.	Lamp	1 x 10 ⁵ OPS
50μA 50mVd.c.	Low Level	1 x 10 ⁵ OPS

SPECIFICATION

Insulation Resistance (min.)	10000MΩ (at 500Vd.c.)	
Dielectric Strength min. (Normal condition)	Between open contacts	500Vr.m.s.
	Between contacts & coil	500Vr.m.s.
	Between contacts & cover	500Vr.m.s.
	Between contacts sets	500Vr.m.s.
	Between coil & cover	500Vr.m.s.
Dielectric Strength min. (Low air pressure condition)	125Vr.m.s.	
Leakage Rate	1 x 10 ⁻³ Pa·cm ³ /s	
Operate Time (max.)	2ms	
Release Time (max.)	2ms	
Mounting Style	In-line package	
Terminals	PCB	
Work Position	Any position	
Weight	2.55g	



HONGFA RELAY

ISO9001、ISO/TS16949、ISO14001、OHSAS18001 CERTIFIED

2007 Rev. 1.00

COIL DATA

Coil Version

Vd.c.

Coi Voltage		25°C				-65°C to 125°C		
Nominal	Max	Pick-up Voltage max	Hold Voltage max	Drop-out Voltage min	Coil Resistance (1±10%) Ω	Pick-up Voltage max	Hold Voltage max	Drop-out Voltage min
012	16	7.0	4.0	0.63	390	10.8	6.5	0.40
027	32	14.2	8.0	1.37	1560	24.3	13.0	0.89

Notes: We can offer many kinds of coil voltage under the requirement of users.

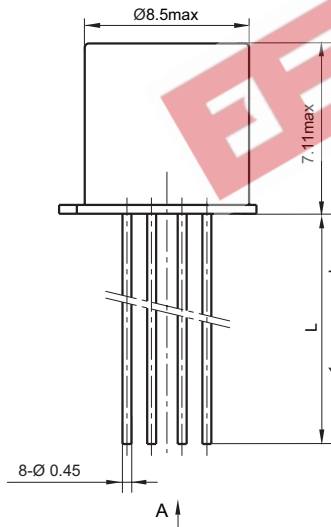
ORDERING INFORMATION

Type	HF9111	-027	01
Coil Voltage	12, 27Vd.c.		
Terminals Length	01: 5mm	02: 12.5mm	03: 38mm

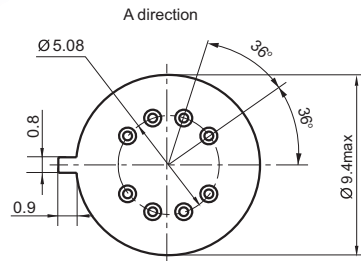
OUTLINE DIMENSIONS AND WIRING DIAGRAM

Unit: mm

Outline Dimensions

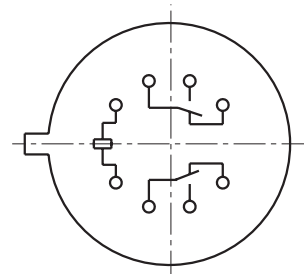


Three types of terminal (L) :
 L1=5.0mm,
 L2=12.5mm,
 L3=38.0mm.
 You can choose the type you need.



(Bottom View)

Wiring Diagram



(Bottom View)

Disclaimer

This datasheet is for the customers' reference. All the specifications are subject to change without notice. We could not evaluate all the performance and all the parameters for every possible application. Thus the user should be in a right position to choose the suitable product for their own application. If there is any query, please contact Hongfa for the technical service. However, it is the user's responsibility to determine which product should be used only.

© Xiamen Hongfa Electroacoustic Co., Ltd. All rights of Hongfa are reserved.