



Micro-D Backshells

EMI, Banding, Round Cable Entry, One Piece 500-010

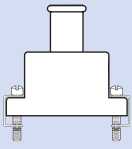

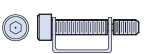
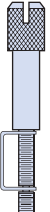

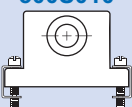
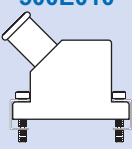
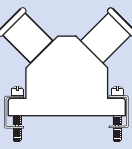


Glenair's Most Popular Micro-D Backshell is stocked in all sizes. Choose straight, side or 45° cable entry.

Rugged One-Piece Aluminum shell with stainless steel hardware, available in standard nickel plating, or choose optional finishes.

17-7PH Stainless Steel Clips attach the backshell to the connector. These backshells accept standard and micro **BAND-IT®** shield termination straps.

HOW TO ORDER 500-010 EMI BACKSHELLS

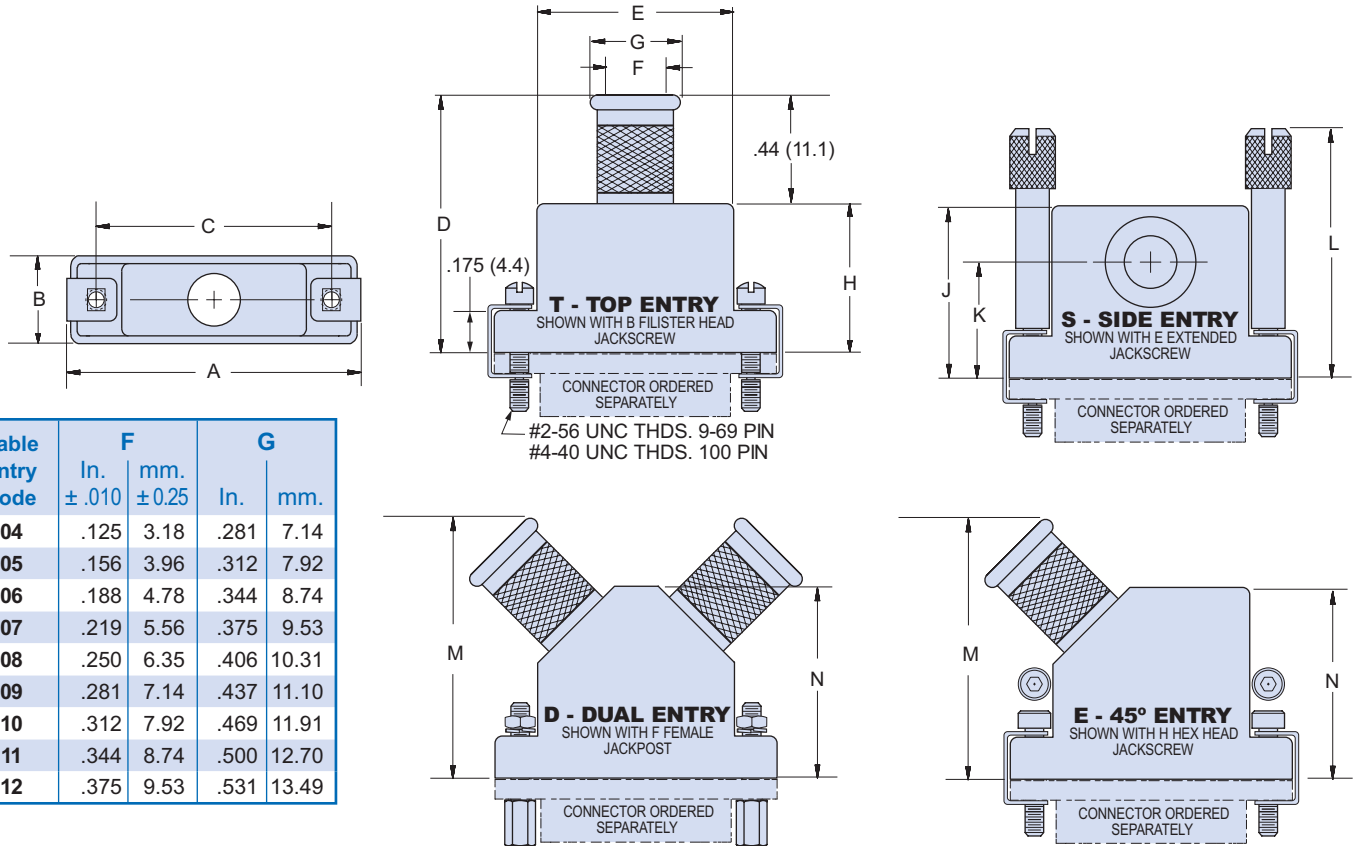
| Series | Shell Finish | Connector Size | Hardware Option | Cable Entry Code | EMI Band Strap Option | | | | |
|--|---|--|--|--|--|-----------------------|-----------------------|------------------------|----------------------|
| Top Entry 500T010  | E – Chem Film (Alodyne) J – Cadmium, Yellow Chromate M – Electroless Nickel NF – Cadmium, Olive Drab Z2 – Gold | 09 15 21 25 31 37 51 51-2 67 69 100 | B – Fillister Head Jackscrew  H – Hex Head Jackscrew  E – Extended Jackscrew (Not for 45° Entry)  F – Jackpost, Female  | 04 – .125 (3.2) 05 – .156 (4.0) 06 – .188 (4.8) 07 – .219 (5.6) 08 – .250 (6.4) 09 – .281 (7.1) 10 – .312 (7.9) 11 – .344 (8.7) 12 – .375 (9.5) | Omit (Leave Blank) Band Not Included Use the following codes if you want the band strap included with the connector. For best availability, order band separately. Standard Band .250" Wide B – Uncoiled Band Included K – Coiled Band Included Micro Band .125" Wide M – Uncoiled Band Included L – Coiled Band Included | | | | |
| | | | | Side Entry 500S010  | | | | | |
| | | | | 45° Entry 500E010  | | | | | |
| | | | | Dual 45° 500D010  | | | | | |
| | | | | Maximum Cable Entry Code | | | | | |
| | | | | Size | | T Top Entry | E 45° Entry | S Side Entry | D Dual 45° |
| | | | | 09 | | 08 | 08 | 09 | 06 |
| | | | | 15 | | 08 | 08 | 10 | 08 |
| | | | | 21 | | 08 | 08 | 10 | 08 |
| | | | | 25 | | 08 | 08 | 11 | 08 |
| 31 | 09 | 09 | 12 | 09 | | | | | |
| 37 | 09 | 09 | 12 | 09 | | | | | |
| 51 | 10 | 10 | 12 | 10 | | | | | |
| 51-2 | 09 | 09 | 12 | 09 | | | | | |
| 67 | 09 | 09 | 12 | 09 | | | | | |
| 69 | 10 | 10 | 12 | 10 | | | | | |
| 100 | 12 | 12 | 12 | 12 | | | | | |
| Sample Part Number | | | | | | | | | |
| 500T010 | M | 25 | H | 08 | | | | | |

Micro-D Backshells EMI, Banding, Round Cable Entry, One Piece 500-010



MATERIALS (SEE ORDERING INFO FOR FINISH OPTIONS)

| | |
|--------------------------------|--|
| Shell | Aluminum Alloy 6061 -T6 Per QQ-A-200, QQ-A-225 (Machined Components) Aluminum Alloy 6061-T6 Per QQ-A-591 (A380) (Die-Cast Components) |
| Clips, E-Rings | 17-7PH Stainless Steel |
| Jackscrows, Washers, Jackposts | 300 Series Stainless Steel, Passivated |



| Cable Entry Code | F | | G | |
|------------------|-----------|-----------|------|-------|
| | In. ±.010 | mm. ±0.25 | In. | mm. |
| 04 | .125 | 3.18 | .281 | 7.14 |
| 05 | .156 | 3.96 | .312 | 7.92 |
| 06 | .188 | 4.78 | .344 | 8.74 |
| 07 | .219 | 5.56 | .375 | 9.53 |
| 08 | .250 | 6.35 | .406 | 10.31 |
| 09 | .281 | 7.14 | .437 | 11.10 |
| 10 | .312 | 7.92 | .469 | 11.91 |
| 11 | .344 | 8.74 | .500 | 12.70 |
| 12 | .375 | 9.53 | .531 | 13.49 |

DIMENSIONS

| Size | A Max. | | B Max. | | C | | D Max. | | E Max. | | H Max. | | J Max. | | K | | L Max. | | M Max. | | N Max. | |
|------|--------|-------|--------|-------|-------|-------|--------|-------|--------|-------|--------|-------|--------|-------|------|-------|--------|-------|--------|-------|--------|-------|
| | In. | mm. | In. | mm. | In. | mm. | In. | mm. | In. | mm. | In. | mm. | In. | mm. | In. | mm. | In. | mm. | In. | mm. | In. | mm. |
| 09 | .850 | 21.59 | .370 | 9.40 | .565 | 14.35 | .780 | 19.81 | .410 | 10.41 | .350 | 8.89 | .637 | 16.18 | .435 | 11.05 | 1.040 | 26.42 | 1.000 | 25.40 | .680 | 17.27 |
| 15 | 1.000 | 25.40 | .370 | 9.40 | .715 | 18.16 | .910 | 23.11 | .580 | 14.73 | .470 | 11.94 | .673 | 17.09 | .440 | 11.2 | 1.170 | 29.72 | 1.030 | 26.16 | .730 | 18.54 |
| 21 | 1.150 | 29.21 | .370 | 9.40 | .865 | 21.97 | 1.030 | 26.16 | .740 | 18.80 | .590 | 14.99 | .707 | 17.95 | .458 | 11.63 | 1.290 | 32.77 | 1.050 | 26.67 | .765 | 19.43 |
| 25 | 1.250 | 31.75 | .370 | 9.40 | .965 | 24.51 | 1.090 | 27.69 | .850 | 21.59 | .650 | 16.51 | .748 | 19.00 | .483 | 12.27 | 1.350 | 34.29 | 1.090 | 27.69 | .830 | 21.08 |
| 31 | 1.400 | 35.56 | .370 | 9.40 | 1.115 | 28.32 | 1.150 | 29.21 | .980 | 24.89 | .710 | 18.03 | .756 | 19.20 | .476 | 12.09 | 1.420 | 36.07 | 1.130 | 28.70 | .890 | 22.61 |
| 37 | 1.550 | 39.37 | .370 | 9.40 | 1.265 | 32.13 | 1.190 | 30.23 | 1.130 | 28.70 | .750 | 19.05 | .774 | 19.66 | .478 | 12.14 | 1.450 | 36.83 | 1.230 | 31.24 | .955 | 24.26 |
| 51 | 1.500 | 38.10 | .410 | 10.41 | 1.215 | 30.86 | 1.220 | 30.99 | 1.080 | 27.43 | .780 | 19.81 | .859 | 21.82 | .548 | 13.91 | 1.480 | 37.59 | 1.250 | 31.75 | 1.005 | 25.53 |
| 51-2 | 1.910 | 48.51 | .370 | 9.40 | 1.615 | 41.02 | 1.220 | 30.99 | 1.510 | 38.35 | .780 | 19.81 | .859 | 21.82 | .548 | 13.91 | 1.480 | 37.59 | 1.250 | 31.75 | 1.005 | 25.53 |
| 67 | 2.310 | 58.67 | .370 | 9.40 | 2.015 | 51.18 | 1.220 | 30.99 | 1.880 | 47.75 | .780 | 19.81 | .859 | 21.82 | .548 | 13.91 | 1.480 | 37.59 | 1.250 | 31.75 | 1.005 | 25.53 |
| 69 | 1.810 | 45.97 | .410 | 10.41 | 1.515 | 38.48 | 1.220 | 30.99 | 1.380 | 35.05 | .780 | 19.81 | .859 | 21.82 | .548 | 13.91 | 1.480 | 37.59 | 1.250 | 31.75 | 1.005 | 25.53 |
| 100 | 2.235 | 56.77 | .460 | 11.68 | 1.800 | 45.72 | 1.280 | 32.51 | 1.470 | 37.34 | .840 | 21.34 | 1.014 | 25.76 | .687 | 17.45 | 1.580 | 40.13 | 1.320 | 33.53 | 1.080 | 27.43 |