


LARGE SIZE CAPACITOR CHIPS 50 - 5,000 VDC






KEY FEATURES

- Rated Working Voltages from 50 to 15,000 VDC
- Low ESR Ceramic Out-performs Tantalums
- Compact MLC Designs Smaller Than Film or Disc
- MIL-PRF-55681 & Hi-Rel Screened Versions Available
- Custom Sizes, Voltages, and Values Available

APPLICATIONS

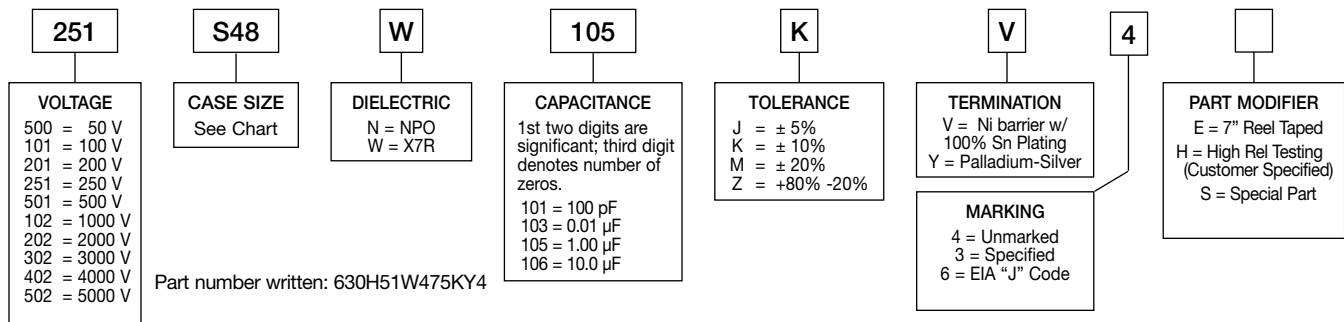
- Power Supplies
- Voltage Multipliers
- Data Isolation
- Surge Protection
- Industrial Control Circuits
- Custom Applications

MAXIMUM CAPACITANCE VS DC VOLTAGE RATING





| S49 / 1825 | | | 50 V | 100 V | 250 V | 500 V | 1K V | 2K V | 3K V | 4K V | 5K V | |
|------------|----------------|-------------|---|--------|-------|-------|------|------|------|------|------|-----|
| | | |  | Inches | (mm) | NPO | 473 | 383 | 273 | 273 | 153 | 562 |
| | L .180 ±.010 | (4.57 ±.25) | X7R | 185 | 105 | 125 | 334 | 104 | 223 | 822 | 202 | 821 |
| | W .250 ±.010 | (6.35 ±.25) | | | | | | | | | | |
| | T .140 Max. | (3.56 Max) | | | | | | | | | | |
| | E/B .025 ±.015 | (0.64±.38) | | | | | | | | | | |
| S47 / 2220 | | | 50 V | 100 V | 250 V | 500 V | 1K V | 2K V | 3K V | 4K V | 5K V | |
| | | |  | Inches | (mm) | NPO | 683 | 473 | 333 | 273 | 183 | 682 |
| | L .225 ±.015 | (5.72 ±.38) | X7R | 185 | 125 | 105 | 564 | 184 | 273 | 822 | 332 | 152 |
| | W .200 ±.015 | (5.08 ±.38) | | | | | | | | | | |
| | T .150 Max. | (3.81 Max) | | | | | | | | | | |
| | E/B .025 ±.015 | (0.64±.38) | | | | | | | | | | |
| S48 / 2225 | | | 50 V | 100 V | 250 V | 500 V | 1K V | 2K V | 3K V | 4K V | 5K V | |
| | | |  | Inches | (mm) | NPO | 753 | 563 | 393 | 333 | 223 | 822 |
| | L .225 ±.010 | (5.72 ±.25) | X7R | 225 | 225 | 125 | 824 | 224 | 473 | 153 | 563 | 222 |
| | W .255 ±.015 | (6.48 ±.38) | | | | | | | | | | |
| | T .150 Max. | (3.81 Max) | | | | | | | | | | |
| | E/B .025 ±.015 | (0.64±.38) | | | | | | | | | | |

Available capacitance values include the following significant retma values and their multiples
1.0 1.2 1.5 1.8 2.2 2.7 3.3 3.9 4.7 5.6 6.8 8.2 (1.0 = 1.0, 10, 100, 1000, etc.)

HOW TO ORDER



MAXIMUM CAPACITANCE VS DC VOLTAGE RATING

| | | | | | | | | | | |
|---|----------------------------|--------------|--------------|--------------|--------------|-------------|-------------|-------------|-------------|-------------|
| H42 / 1515  | | 500 V | 1K V | 2K V | 3K V | 4K V | 5K V | | | |
| | Inches (mm) | | | | | | | | | |
| | L .150 ±.015 (3.81 ±.38) | NPO | 472 | 152 | 681 | 331 | 151 | 101 | | |
| W .150 ±.015 (3.81 ±.38) | X7R | 683 | 223 | 332 | 222 | 681 | 331 | | | |
| T .150 Max. (3.81 Max) | | | | | | | | | | |
| E/B .025 ±.015 (0.64±.38) | | | | | | | | | | |
| H47 / 2520  | | 500 V | 1K V | 2K V | 3K V | 4K V | 5K V | | | |
| | Inches (mm) | | | | | | | | | |
| | L .250 ±.018 (6.35 ±.46) | NPO | 223 | 332 | 152 | 681 | 331 | 221 | | |
| W .200 ±.015 (5.08 ±.38) | X7R | 224 | 683 | 153 | 682 | 222 | 102 | | | |
| T .150 Max. (3.81 Max) | | | | | | | | | | |
| E/B .025 ±.015 (0.64±.38) | | | | | | | | | | |
| H51 / 3530  | | 500 V | 1K V | 2K V | 3K V | 4K V | 5K V | | | |
| | Inches (mm) | | | | | | | | | |
| | L .350 ±.035 (8.89 ±.89) | NPO | 563 | 472 | 332 | 152 | 102 | 471 | | |
| W .300 ±.030 (7.62 ±.76) | X7R | 474 | 154 | 473 | 333 | 103 | 682 | | | |
| T .200 Max (5.08 Max) | | | | | | | | | | |
| E/B .025 ±.015 (0.64±.38) | | | | | | | | | | |
| H54 / 3640  | | 50 V | 100 V | 250 V | 500 V | 1K V | 2K V | 3K V | 4K V | 5K V |
| | Inches (mm) | | | | | | | | | |
| | L .360 ± .030 (9.14 ± .76) | NPO | 224 | 184 | 154 | 683 | 822 | 332 | 222 | 152 |
| W .400 ± .030 (10.16 ±.76) | X7R | 825 | 565 | 475 | 155 | 474 | 683 | 473 | 153 | 822 |
| T .200 Max (5.08 Max) | | | | | | | | | | |
| E/B .025 ±.015 (0.64±.38) | | | | | | | | | | |

Available capacitance values include the following significant retma values and their multiples:
 1.0 1.2 1.5 1.8 2.2 2.7 3.3 3.9 4.7 5.6 6.8 8.2 (1.0 = 1.0, 10, 100, 1000, etc.)
 Consult factory for sizes, values, & voltages not shown.

ELECTRICAL CHARACTERISTICS

Meets the standard NPO & X7R dielectric specifications listed on page 28 & 29 except

Dielectric Withstanding Voltage DWV = 750 VDC for 500 WVDC rated units,
 DWV = 945 VDC for 630 WVDC rated units,
 DWV = 1.2 X rated WVDC for ratings ≥ 1,000 WVDC

NOTE: Circuit applications above 1KVDC may require surface coating to prevent external arcing.

