





Pin carrier assemblies assure maximum ventilation and better visibility for inspection and repair

Easy mounting due to the disposable plastic carrier. No solder or flux wicking problems

Low profile:  
Insertion characteristics:  
4-finger standard

Low profile ultra thin:  
Requires 1 mm diameter holes in PCB.  
Insertion characteristics:  
3-finger



| Platings | Sleeve  | Clip  | Pin  |
|----------|--|--|---|
| 91       | 5 µm Sn Pb   | 0.25 µm Au   |   |
| 93       | 5 µm Sn Pb   | 0.75 µm Au   |   |
| 99       | 5 µm Sn Pb   | 5 µm Sn Pb   |   |

### Ordering information

For standard versions see table (order codes)

Platings available:

Low profile: 614...-41-001: 91, 93, 99

Ultra thin: 614...-31-012: 91, 93, 99

Replace xx with required plating code

| No. of poles | Order Codes                        |                   |  |  | Insulator dimensions | Insulator dimensions |       |      |
|--------------|------------------------------------|-------------------|--|--|----------------------|----------------------|-------|------|
|              | Platings: see ordering information |                   |  |  |                      | A                    | B     | C    |
|              | Fig. 1                             | Fig. 2            |  |  | See page 50          | A                    | B     | C    |
| 10           | 614-xx-210-41-001                  | 614-xx-210-31-012 |  |  | Fig. 1               | 12.6                 | 5.08  | 7.6  |
| 4            | 614-xx-304-41-001                  | 614-xx-304-31-012 |  |  | Fig. 2               | 5.0                  | 7.62  | 10.1 |
| 6            | 614-xx-306-41-001                  | 614-xx-306-31-012 |  |  | Fig. 3               | 7.6                  | 7.62  | 10.1 |
| 8            | 614-xx-308-41-001                  | 614-xx-308-31-012 |  |  | Fig. 4               | 10.1                 | 7.62  | 10.1 |
| 10           | 614-xx-310-41-001                  | 614-xx-310-31-012 |  |  | Fig. 5               | 12.6                 | 7.62  | 10.1 |
| 12           | 614-xx-312-41-001                  | 614-xx-312-31-012 |  |  | Fig. 5a              | 15.2                 | 7.62  | 10.1 |
| 14           | 614-xx-314-41-001                  | 614-xx-314-31-012 |  |  | Fig. 6               | 17.7                 | 7.62  | 10.1 |
| 16           | 614-xx-316-41-001                  | 614-xx-316-31-012 |  |  | Fig. 7               | 20.3                 | 7.62  | 10.1 |
| 18           | 614-xx-318-41-001                  | 614-xx-318-31-012 |  |  | Fig. 8               | 22.8                 | 7.62  | 10.1 |
| 20           | 614-xx-320-41-001                  | 614-xx-320-31-012 |  |  | Fig. 9               | 25.3                 | 7.62  | 10.1 |
| 22           | 614-xx-322-41-001                  | 614-xx-322-31-012 |  |  | Fig. 10              | 27.8                 | 7.62  | 10.1 |
| 24           | 614-xx-324-41-001                  | 614-xx-324-31-012 |  |  | Fig. 11              | 30.4                 | 7.62  | 10.1 |
| 28           | 614-xx-328-41-001                  | 614-xx-328-31-012 |  |  | Fig. 12              | 35.5                 | 7.62  | 10.1 |
| 20           | 614-xx-420-41-001                  | 614-xx-420-31-012 |  |  | Fig. 12a             | 25.3                 | 10.16 | 12.6 |
| 22           | 614-xx-422-41-001                  | 614-xx-422-31-012 |  |  | Fig. 13              | 27.8                 | 10.16 | 12.6 |
| 24           | 614-xx-424-41-001                  | 614-xx-424-31-012 |  |  | Fig. 14              | 30.4                 | 10.16 | 12.6 |
| 28           | 614-xx-428-41-001                  | 614-xx-428-31-012 |  |  | Fig. 15              | 35.5                 | 10.16 | 12.6 |
| 32           | 614-xx-432-41-001                  | 614-xx-432-31-012 |  |  | Fig. 16              | 40.6                 | 10.16 | 12.6 |
| 10           | 614-xx-610-41-001                  | 614-xx-610-31-012 |  |  | Fig. 16a             | 12.6                 | 15.24 | 17.7 |
| 24           | 614-xx-624-41-001                  | 614-xx-624-31-012 |  |  | Fig. 17              | 30.4                 | 15.24 | 17.7 |
| 28           | 614-xx-628-41-001                  | 614-xx-628-31-012 |  |  | Fig. 18              | 35.5                 | 15.24 | 17.7 |
| 32           | 614-xx-632-41-001                  | 614-xx-632-31-012 |  |  | Fig. 19              | 40.6                 | 15.24 | 17.7 |
| 36           | 614-xx-636-41-001                  | 614-xx-636-31-012 |  |  | Fig. 20              | 45.7                 | 15.24 | 17.7 |
| 40           | 614-xx-640-41-001                  | 614-xx-640-31-012 |  |  | Fig. 21              | 50.6                 | 15.24 | 17.7 |
| 42           | 614-xx-642-41-001                  | 614-xx-642-31-012 |  |  | Fig. 22              | 53.2                 | 15.24 | 17.7 |
| 48           | 614-xx-648-41-001                  | 614-xx-648-31-012 |  |  | Fig. 23              | 60.9                 | 15.24 | 17.7 |
| 50           | 614-xx-650-41-001                  | 614-xx-650-31-012 |  |  | Fig. 24              | 63.4                 | 15.24 | 17.7 |
| 52           | 614-xx-652-41-001                  | 614-xx-652-31-012 |  |  | Fig. 25              | 65.9                 | 15.24 | 17.7 |
| 50           | 614-xx-950-41-001                  | 614-xx-950-31-012 |  |  | Fig. 26              | 63.4                 | 22.86 | 25.3 |
| 52           | 614-xx-952-41-001                  | 614-xx-952-31-012 |  |  | Fig. 27              | 65.9                 | 22.86 | 25.3 |
| 64           | 614-xx-964-41-001                  | 614-xx-964-31-012 |  |  | Fig. 28              | 81.1                 | 22.86 | 25.3 |