






Pin carrier assemblies assure maximum ventilation and better visibility for inspection and repair

Easy mounting due to the disposable plastic carrier. No solder or flux wicking problems

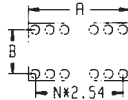
Insertion characteristics:  
4-finger standard



Platings	Sleeve 	Clip 	Pin 
91	5 $\mu$ m Sn Pb	0.25 $\mu$ m Au	
93	5 $\mu$ m Sn Pb	0.75 $\mu$ m Au	
99	5 $\mu$ m Sn Pb	5 $\mu$ m Sn Pb	

### Ordering information

For complete part number see Order Codes list below

No. of poles	Order Codes			Insulator dimensions 	See page 50	A	B	C
	Plating 91	Plating 93	Plating 99					
10	612-91-210-41-001	612-93-210-41-001	612-99-210-41-001	Fig. 1	12.6	5.08	7.6	
4	612-91-304-41-001	612-93-304-41-001	612-99-304-41-001	Fig. 2	5.0	7.62	10.1	
6	612-91-306-41-001	612-93-306-41-001	612-99-306-41-001	Fig. 3	7.6	7.62	10.1	
8	612-91-308-41-001	612-93-308-41-001	612-99-308-41-001	Fig. 4	10.1	7.62	10.1	
10	612-91-310-41-001	612-93-310-41-001	612-99-310-41-001	Fig. 5	12.6	7.62	10.1	
12	612-91-312-41-001	612-93-312-41-001	612-99-312-41-001	Fig. 5a	15.2	7.62	10.1	
14	612-91-314-41-001	612-93-314-41-001	612-99-314-41-001	Fig. 6	17.7	7.62	10.1	
16	612-91-316-41-001	612-93-316-41-001	612-99-316-41-001	Fig. 7	20.3	7.62	10.1	
18	612-91-318-41-001	612-93-318-41-001	612-99-318-41-001	Fig. 8	22.8	7.62	10.1	
20	612-91-320-41-001	612-93-320-41-001	612-99-320-41-001	Fig. 9	25.3	7.62	10.1	
22	612-91-322-41-001	612-93-322-41-001	612-99-322-41-001	Fig. 10	27.8	7.62	10.1	
24	612-91-324-41-001	612-93-324-41-001	612-99-324-41-001	Fig. 11	30.4	7.62	10.1	
28	612-91-328-41-001	612-93-328-41-001	612-99-328-41-001	Fig. 12	35.5	7.62	10.1	
20	612-91-420-41-001	612-93-420-41-001	612-99-420-41-001	Fig. 12a	25.3	10.16	12.6	
22	612-91-422-41-001	612-93-422-41-001	612-99-422-41-001	Fig. 13	27.8	10.16	12.6	
24	612-91-424-41-001	612-93-424-41-001	612-99-424-41-001	Fig. 14	30.4	10.16	12.6	
28	612-91-428-41-001	612-93-428-41-001	612-99-428-41-001	Fig. 15	35.5	10.16	12.6	
32	612-91-432-41-001	612-93-432-41-001	612-99-432-41-001	Fig. 16	40.6	10.16	12.6	
10	612-91-610-41-001	612-93-610-41-001	612-99-610-41-001	Fig. 16a	12.6	15.24	17.7	
24	612-91-624-41-001	612-93-624-41-001	612-99-624-41-001	Fig. 17	30.4	15.24	17.7	
28	612-91-628-41-001	612-93-628-41-001	612-99-628-41-001	Fig. 18	35.5	15.24	17.7	
32	612-91-632-41-001	612-93-632-41-001	612-99-632-41-001	Fig. 19	40.6	15.24	17.7	
36	612-91-636-41-001	612-93-636-41-001	612-99-636-41-001	Fig. 20	45.7	15.24	17.7	
40	612-91-640-41-001	612-93-640-41-001	612-99-640-41-001	Fig. 21	50.6	15.24	17.7	
42	612-91-642-41-001	612-93-642-41-001	612-99-642-41-001	Fig. 22	53.2	15.24	17.7	
48	612-91-648-41-001	612-93-648-41-001	612-99-648-41-001	Fig. 23	60.9	15.24	17.7	
50	612-91-650-41-001	612-93-650-41-001	612-99-650-41-001	Fig. 24	63.4	15.24	17.7	
52	612-91-652-41-001	612-93-652-41-001	612-99-652-41-001	Fig. 25	65.9	15.24	17.7	
50	612-91-950-41-001	612-93-950-41-001	612-99-950-41-001	Fig. 26	63.4	22.86	25.3	
52	612-91-952-41-001	612-93-952-41-001	612-99-952-41-001	Fig. 27	65.9	22.86	25.3	
64	612-91-964-41-001	612-93-964-41-001	612-99-964-41-001	Fig. 28	81.1	22.86	25.3	