





Pin carrier assemblies assure maximum ventilation and better visibility for inspection and repair

Easy mounting due to the disposable plastic carrier. No solder or flux wicking problems

Insertion characteristics: 4-finger standard



| Platings | Sleeve  | Clip  | Pin  |
|----------|------------------------------------------------------------------------------------------|----------------------------------------------------------------------------------------|---------------------------------------------------------------------------------------|
| 91 | 5 µm Sn Pb | 0.25 µm Au | |
| 93 | 5 µm Sn Pb | 0.75 µm Au | |
| 99 | 5 µm Sn Pb | 5 µm Sn Pb | |

Ordering information

For complete part number see Order Codes list below

| No. of poles | Order Codes | | | Insulator dimensions | Insulator dimensions | | |
|--------------|-------------------|-------------------|-------------------|----------------------|----------------------|-------|------|
| | Plating 91 | Plating 93 | Plating 99 | | See page 50 | A | B |
| 10 | 612-91-210-41-001 | 612-93-210-41-001 | 612-99-210-41-001 | Fig. 1 | 12.6 | 5.08 | 7.6 |
| 4 | 612-91-304-41-001 | 612-93-304-41-001 | 612-99-304-41-001 | Fig. 2 | 5.0 | 7.62 | 10.1 |
| 6 | 612-91-306-41-001 | 612-93-306-41-001 | 612-99-306-41-001 | Fig. 3 | 7.6 | 7.62 | 10.1 |
| 8 | 612-91-308-41-001 | 612-93-308-41-001 | 612-99-308-41-001 | Fig. 4 | 10.1 | 7.62 | 10.1 |
| 10 | 612-91-310-41-001 | 612-93-310-41-001 | 612-99-310-41-001 | Fig. 5 | 12.6 | 7.62 | 10.1 |
| 12 | 612-91-312-41-001 | 612-93-312-41-001 | 612-99-312-41-001 | Fig. 5a | 15.2 | 7.62 | 10.1 |
| 14 | 612-91-314-41-001 | 612-93-314-41-001 | 612-99-314-41-001 | Fig. 6 | 17.7 | 7.62 | 10.1 |
| 16 | 612-91-316-41-001 | 612-93-316-41-001 | 612-99-316-41-001 | Fig. 7 | 20.3 | 7.62 | 10.1 |
| 18 | 612-91-318-41-001 | 612-93-318-41-001 | 612-99-318-41-001 | Fig. 8 | 22.8 | 7.62 | 10.1 |
| 20 | 612-91-320-41-001 | 612-93-320-41-001 | 612-99-320-41-001 | Fig. 9 | 25.3 | 7.62 | 10.1 |
| 22 | 612-91-322-41-001 | 612-93-322-41-001 | 612-99-322-41-001 | Fig. 10 | 27.8 | 7.62 | 10.1 |
| 24 | 612-91-324-41-001 | 612-93-324-41-001 | 612-99-324-41-001 | Fig. 11 | 30.4 | 7.62 | 10.1 |
| 28 | 612-91-328-41-001 | 612-93-328-41-001 | 612-99-328-41-001 | Fig. 12 | 35.5 | 7.62 | 10.1 |
| 20 | 612-91-420-41-001 | 612-93-420-41-001 | 612-99-420-41-001 | Fig. 12a | 25.3 | 10.16 | 12.6 |
| 22 | 612-91-422-41-001 | 612-93-422-41-001 | 612-99-422-41-001 | Fig. 13 | 27.8 | 10.16 | 12.6 |
| 24 | 612-91-424-41-001 | 612-93-424-41-001 | 612-99-424-41-001 | Fig. 14 | 30.4 | 10.16 | 12.6 |
| 28 | 612-91-428-41-001 | 612-93-428-41-001 | 612-99-428-41-001 | Fig. 15 | 35.5 | 10.16 | 12.6 |
| 32 | 612-91-432-41-001 | 612-93-432-41-001 | 612-99-432-41-001 | Fig. 16 | 40.6 | 10.16 | 12.6 |
| 10 | 612-91-610-41-001 | 612-93-610-41-001 | 612-99-610-41-001 | Fig. 16a | 12.6 | 15.24 | 17.7 |
| 24 | 612-91-624-41-001 | 612-93-624-41-001 | 612-99-624-41-001 | Fig. 17 | 30.4 | 15.24 | 17.7 |
| 28 | 612-91-628-41-001 | 612-93-628-41-001 | 612-99-628-41-001 | Fig. 18 | 35.5 | 15.24 | 17.7 |
| 32 | 612-91-632-41-001 | 612-93-632-41-001 | 612-99-632-41-001 | Fig. 19 | 40.6 | 15.24 | 17.7 |
| 36 | 612-91-636-41-001 | 612-93-636-41-001 | 612-99-636-41-001 | Fig. 20 | 45.7 | 15.24 | 17.7 |
| 40 | 612-91-640-41-001 | 612-93-640-41-001 | 612-99-640-41-001 | Fig. 21 | 50.6 | 15.24 | 17.7 |
| 42 | 612-91-642-41-001 | 612-93-642-41-001 | 612-99-642-41-001 | Fig. 22 | 53.2 | 15.24 | 17.7 |
| 48 | 612-91-648-41-001 | 612-93-648-41-001 | 612-99-648-41-001 | Fig. 23 | 60.9 | 15.24 | 17.7 |
| 50 | 612-91-650-41-001 | 612-93-650-41-001 | 612-99-650-41-001 | Fig. 24 | 63.4 | 15.24 | 17.7 |
| 52 | 612-91-652-41-001 | 612-93-652-41-001 | 612-99-652-41-001 | Fig. 25 | 65.9 | 15.24 | 17.7 |
| 50 | 612-91-950-41-001 | 612-93-950-41-001 | 612-99-950-41-001 | Fig. 26 | 63.4 | 22.86 | 25.3 |
| 52 | 612-91-952-41-001 | 612-93-952-41-001 | 612-99-952-41-001 | Fig. 27 | 65.9 | 22.86 | 25.3 |
| 64 | 612-91-964-41-001 | 612-93-964-41-001 | 612-99-964-41-001 | Fig. 28 | 81.1 | 22.86 | 25.3 |

電子產品世界
www.electronic-world.com.cn