

Eurosocket

.100" × .100" Version, Type B (Rows A & B Filled)

62B64 Series



- DIN 41612 compatible
- High density (64 position)
- Mates with DIN 41612 Type B headers
- High reliability contact design
- Can be daisy-chained or end terminated to flat cable
- Optional strain relief with handle
- Available with or without mounting flanges

Date Modified: February 19, 1999

TS-0585-02
Sheet 1 of 3

127

Physical

Insulation

Material: Glass Filled Polyester (PBT)
Flammability: UL 94V-0
Color: Gray

Contact

Material: Copper Alloy
Plating
Underplate: 50 μ" [1.27 μm] Nickel — QQ-N-290, Class 2
Wiping Area: 20 μ" [0.50 μm] Gold — MIL-G-45204, Type II, Grade C
(For additional options see Ordering Information)

Marking: 3M Logo, Part Identification & Contact Position Numbers

Wire Accommodation: Stranded or Solid: 26 & 28 AWG, Solid: 30 AWG

Electrical

Current Rating: 1 A
Insulation Resistance: $>1 \times 10^9 \Omega$ at 500 Vdc
Withstanding Voltage: 1000 Vrms at Sea Level

Environmental

Temperature Rating: -55°C to $+125^\circ\text{C}$

UL File No.: E68080

3M Interconnect Solutions Division

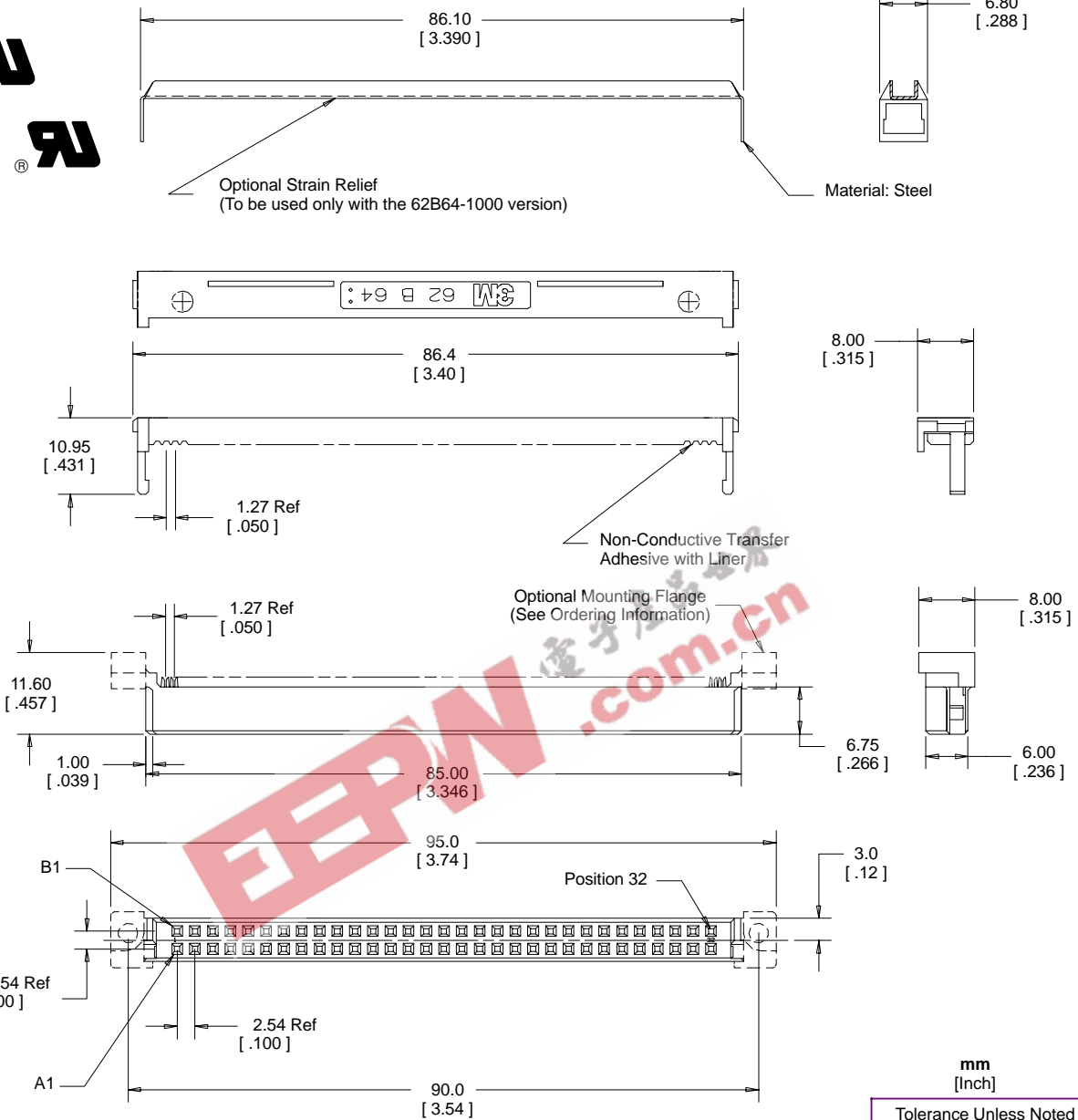
6801 River Place Blvd.
Austin, TX 78726-9000

For technical, sales or ordering information call
800-225-5373

Eurosocket

.100" × .100" Version, Type B (Rows A & B Filled)

62B64 Series



Note:
1. Position B1 is terminated to the first conductor of the ribbon cable.

mm [Inch]		
Tolerance Unless Noted		
	.0	.00
	.00	.000
mm	±.3	±.13

[] Dimensions for Reference only

Ordering Information

Socket
62B64-100XXX

Mounting Style
0 = without Mounting Flange
1 = with Mounting Flange

Optional Plating:
ED = 50µ" [1.27 µm]
EC = 30µ" [0.76 µm]
EJ = 5µ" [0.13 µm]

Strain Relief
(Order Separately)
3448-6201

TS-0585-02
Sheet 2 of 3

3M Interconnect Solutions Division

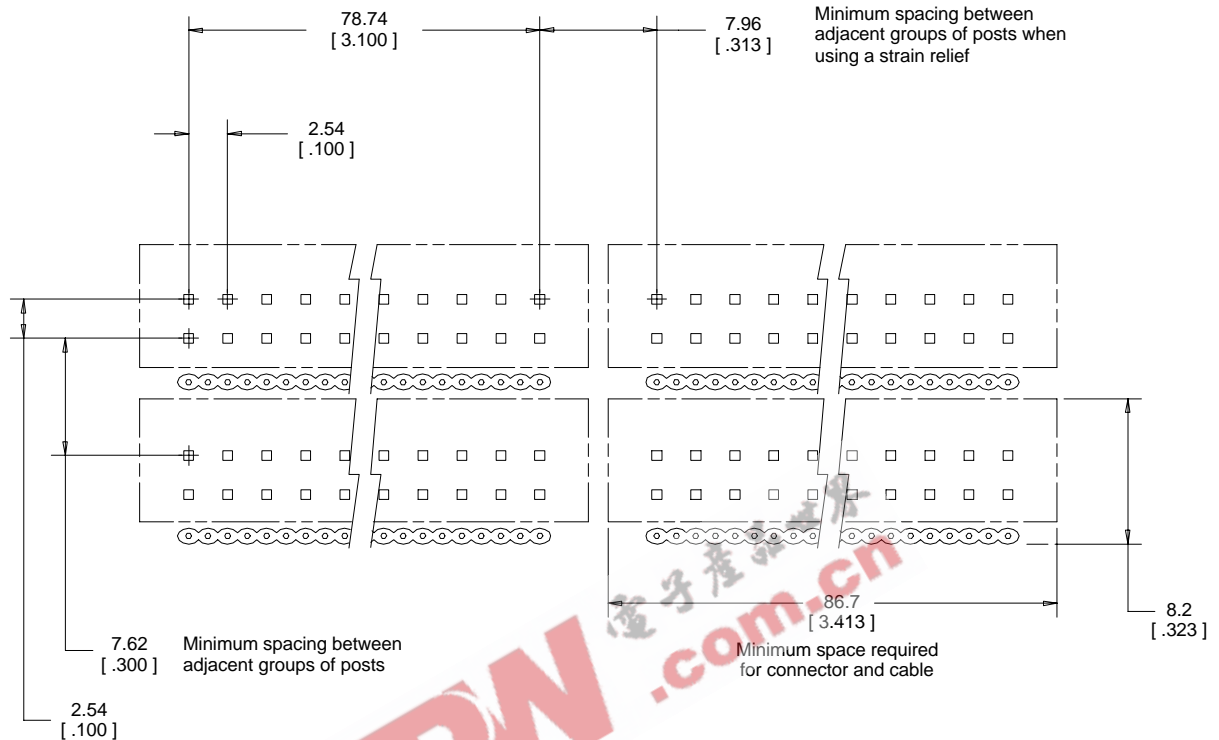
6801 River Place Blvd.
Austin, TX 78726-9000

For technical, sales or ordering information call
800-225-5373

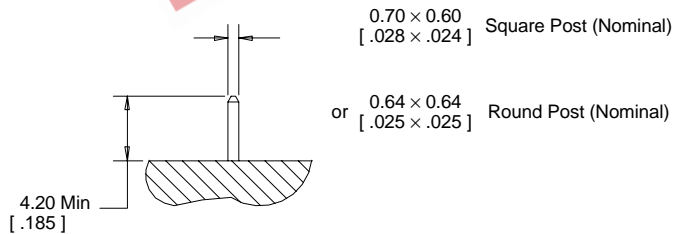
Eurosocket

.100" × .100" Version, Type B (Rows A & B Filled)

62B64 Series



Recommended Post Pattern



mm [Inch]		
Tolerance Unless Noted		
	.0	.00 .000
mm	±.3	±.13

[] Dimensions for Reference only

Note:

1. Ends of posts to be located within 0.25 [.01] TPD at post end.

TS-0585-02
Sheet 3 of 3

3M Interconnect Solutions Division

6801 River Place Blvd.
Austin, TX 78726-9000

For technical, sales or ordering information call
800-225-5373