




6PH

**SINGLE-PHASE FULL WAVE BRIDGE  
6 AMPERES  
FOR P.C. BOARD AND HEAT SINK MOUNTING**



This mark indicates recognition under the component program of Underwriters Laboratories, inc.

PRV/Leg	50V	100V	200V	400V	600V	800V	1000V
Type No.	6PH05	6PH10	6PH20	6PH40	6PH60	6PH80	6PH100

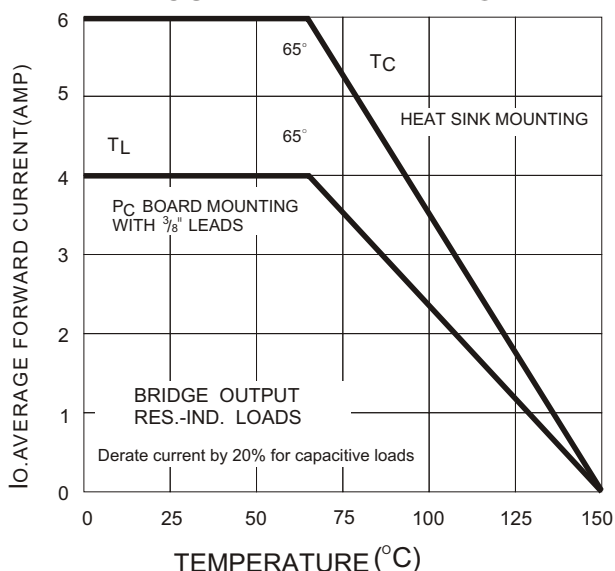
**ELECTRICAL CHARACTERISTICS PER LEG**  
(at  $T_A=25^\circ\text{C}$  Unless Otherwise Specified)

Average Output Current, $I_o$ @ $65^\circ\text{C}$ $T_c$ (Fig.1)	6	Amp
Max.Forward Voitage Drop, $V_F=1.0V$ @ $I_F =$	2.5	Amp
Max.DC Reverse Current @ PRV, and $25^\circ\text{C}$ , $I_R$	10	$\mu\text{A}$
Max.DC Reverse Current, @ PRV and $100^\circ\text{C}$ , $I_R$	300	$\mu\text{A}$
Max.Perk Surge Current, $I_{FSM}$ (8.3ms) (Fig.2)	250	Amp
Ambient Operating Temperature Range, $T_A$	-55 to +150	$^\circ\text{C}$
Storage Temperature Range, $T_{STG}$	-55 to +150	$^\circ\text{C}$

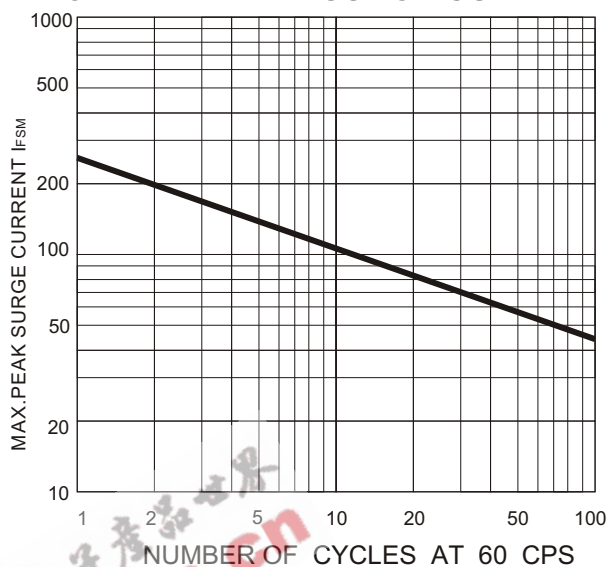
Note 1: Derate  $I_o$  by 20% for capacitive loads

EDI reserves the right to change these specifications at any time without notice.

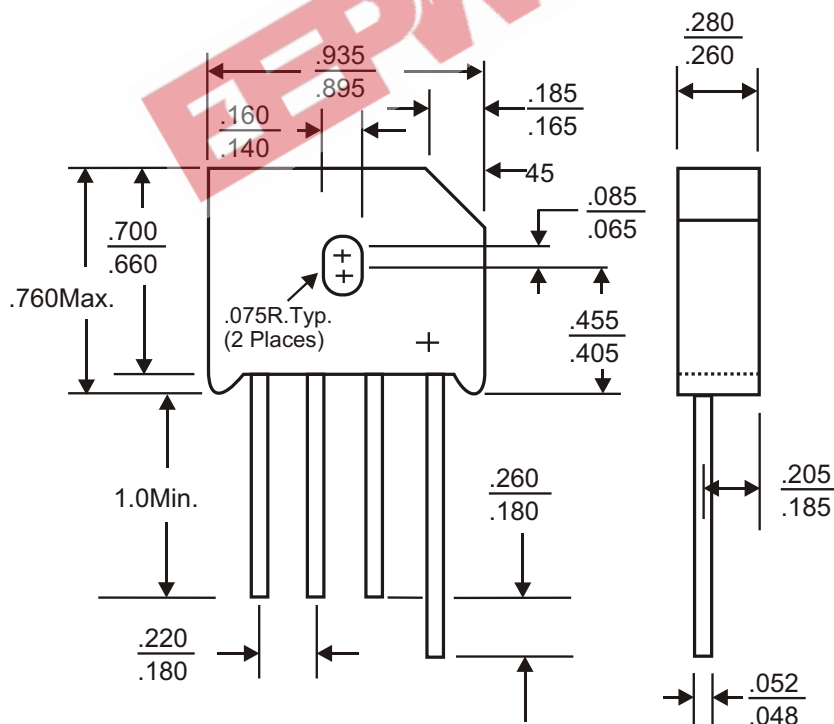
**FIG.1  
CURRENT DERATING**



**FIG.2  
NON-REPETITIVE SURGE CURRENT**



**FIG.3  
CASE STYLE FOR 6PH**



Dielectric test voltage 2,500 V rms., Max. 50-60Hz

NOTE Maximum lead and terminal temperature for soldering, 3/8 inch from case, 5 seconds at 250 °C