




WAB

6 AMPERE AXIAL LEAD RECTIFIERS HIGH PERFORMANCE

- PRV TO 1,000 VOLTS
- HIGH TEMPERATURE STABILITY
- HIGH SURGE CAPABILITY
- AVALANCHE CHARACTERISTICS



PRV	50V	100V	200V	400V	600V	800V	1000V
TYPE NO.	WAB005	WAB010	WAB020	WAB040	WAB060	WAB080	WAB100

ELECTRICAL CHARACTERISTICS at $T_A=25^{\circ}\text{C}$ Unless Otherwise Specified	WAB SERIES
Max. DC Reverse Current @ PRV and 25°C , I_R	5 μA
Max. DC Reverse Current @ PRV and 100°C , I_R	150 μA
Max. Forward Voltage Drop @ 6.0Amps, V_F	1.0Volts
Ambient Operating Temperature Range, T_A	-55°C to $+150^{\circ}\text{C}$
Storage Temperature Range, T_{STG}	-55°C to $+150^{\circ}\text{C}$
Max. One -Half Cycle Surge Current, $I_{FM}(\text{Surge})$ @ 60Hz	400 Amps

EDI reserves the right to change these specifications at any time without notice.

FIG.1
OUTPUT CURRENT vs AMBIENT TEMPERATURE

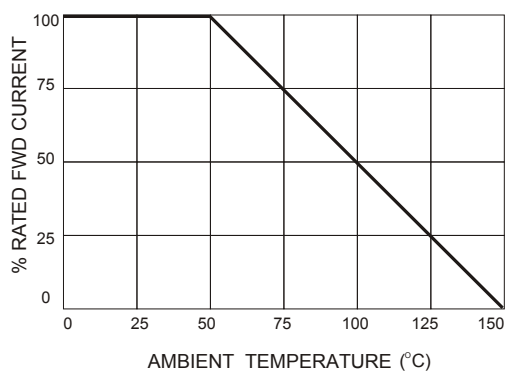


FIG.2
NON-REPETITIVE SURGE CURRENT

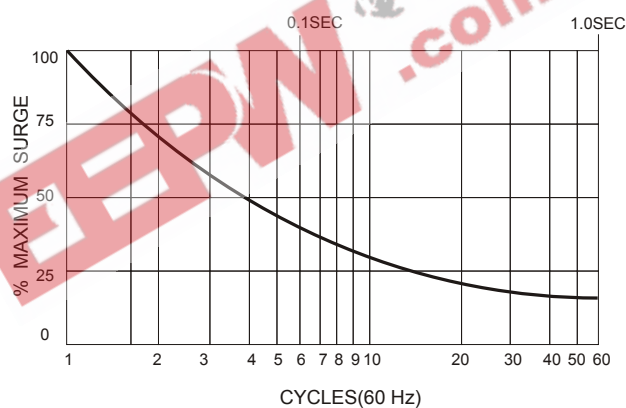
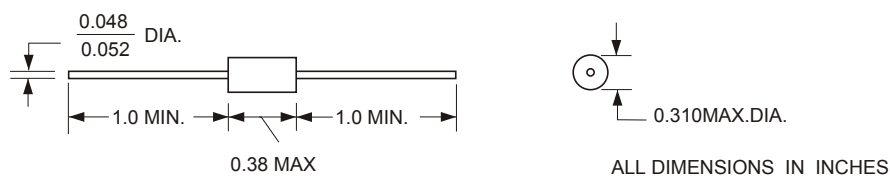


FIG.3



Maximum lead and terminal temperature for soldering, 3/8 inch form case, 5 seconds at 250°C