




WAB

## 6 AMPERE AXIAL LEAD RECTIFIERS HIGH PERFORMANCE

- PRV TO 1,000 VOLTS
- HIGH TEMPERATURE STABILITY
- HIGH SURGE CAPABILITY
- AVALANCHE CHARACTERISTICS



PRV	50V	100V	200V	400V	600V	800V	1000V
TYPE NO.	WAB005	WAB010	WAB020	WAB040	WAB060	WAB080	WAB100

ELECTRICAL CHARACTERISTICS at $T_A=25^{\circ}\text{C}$ Unless Otherwise Specified	WAB SERIES
Max. DC Reverse Current @ PRV and $25^{\circ}\text{C}$ , $I_R$	5 $\mu\text{A}$
Max. DC Reverse Current @ PRV and $100^{\circ}\text{C}$ , $I_R$	150 $\mu\text{A}$
Max. Forward Voltage Drop @ 6.0Amps, $V_F$	1.0Volts
Ambient Operating Temperature Range, $T_A$	$-55^{\circ}\text{C}$ to $+150^{\circ}\text{C}$
Storage Temperature Range, $T_{STG}$	$-55^{\circ}\text{C}$ to $+150^{\circ}\text{C}$
Max. One -Half Cycle Surge Current, $I_{FM}(\text{Surge})$ @ 60Hz	400 Amps

EDI reserves the right to change these specifications at any time without notice.

FIG.1  
OUTPUT CURRENT vs AMBIENT TEMPERATURE

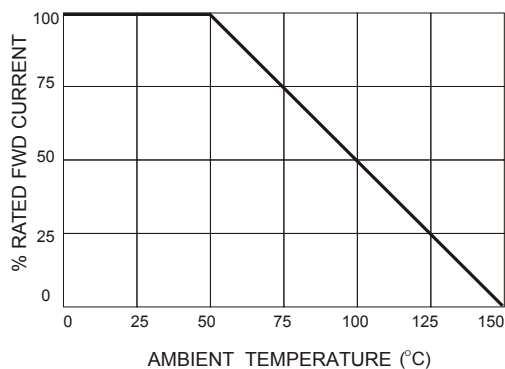


FIG.2  
NON-REPETITIVE SURGE CURRENT

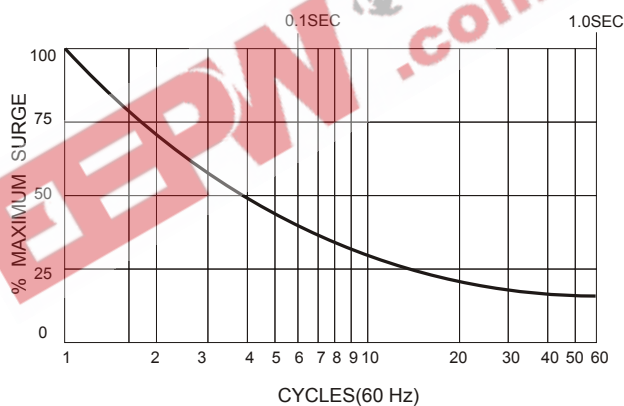
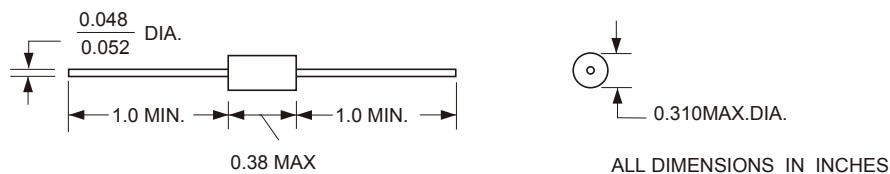


FIG.3



Maximum lead and terminal temperature for soldering, 3/8 inch form case, 5 seconds at 250°C