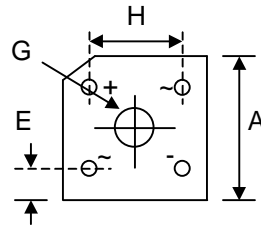


6.0A GLASS PASSIVATED SINGLE-PHASE BRIDGE RECTIFIER

Features

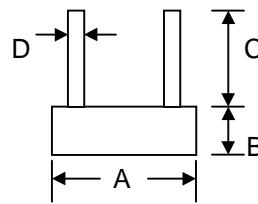
- Glass Passivated Die Construction
- High Current Capability
- High Case Dielectric Strength
- High Surge Current Capability
- Ideal for Printed Circuit Board Application
- Plastic Material has UL Flammability 94V-0
-  Recognized File # E157705



KBPC-6		
Dim	Min	Max
A	14.73	15.75
B	5.80	6.90
C	19.00	—
D	1.00 Ø Typical	
E	1.70	2.72
G	Hole for #6 screw	
	3.60	4.00
H	10.30	11.30
All Dimensions in mm		

Mechanical Data

- Case: KBPC-6, Molded Plastic
- Terminals: Plated Leads Solderable per MIL-STD-202, Method 208
- Polarity: Marked on Body
- Weight: 3.8 grams (approx.)
- Mounting Position: Through Hole for #6 Screw
- Mounting Torque: 10 cm·kg (8.8 in·lbs) Max.
- Marking: Type Number
- **Lead Free: For RoHS / Lead Free Version, Add “-LF” Suffix to Part Number, See Page 4**



Maximum Ratings and Electrical Characteristics @_{T_A}=25°C unless otherwise specified

Single Phase, half wave, 60Hz, resistive or inductive load.
For capacitive load, derate current by 20%.

Characteristic	Symbol	KBPC 600G	KBPC 601G	KBPC 602G	KBPC 604G	KBPC 606G	KBPC 608G	KBPC 610G	Unit
Peak Repetitive Reverse Voltage Working Peak Reverse Voltage DC Blocking Voltage	V _{RRM} V _{RWM} V _R	50	100	200	400	600	800	1000	V
RMS Reverse Voltage	V _{R(RMS)}	35	70	140	280	420	560	700	V
Average Rectified Output Current (Note 1) @ _{T_A} = 50°C	I _O	6.0							A
Non-Repetitive Peak Forward Surge Current 8.3ms Single half sine-wave superimposed on rated load (JEDEC Method)	I _{FSM}	160							A
Forward Voltage per leg @ _{I_F} = 3.0A	V _{FM}	1.0							V
Peak Reverse Current @ _{T_A} = 25°C At Rated DC Blocking Voltage @ _{T_A} = 125°C	I _R	5.0 500							μA
I ² t Rating for Fusing (t<8.3ms) (Note 2)	I ² _t	127							A ² s
Typical Junction Capacitance (Note 3)	C _j	186				90			pF
Typical Thermal Resistance per leg (Note 1)	R _{θJC}	7.3							°C/W
Operating and Storage Temperature Range	T _j , T _{STG}	-65 to +150							°C

- Note: 1. Mounted on 140 x 150 x 3.0mm Al. plate.
2. Non-repetitive, for t > 1ms and < 8.3ms.
3. Measured at 1.0 MHz and applied reverse voltage of 4.0V D.C.

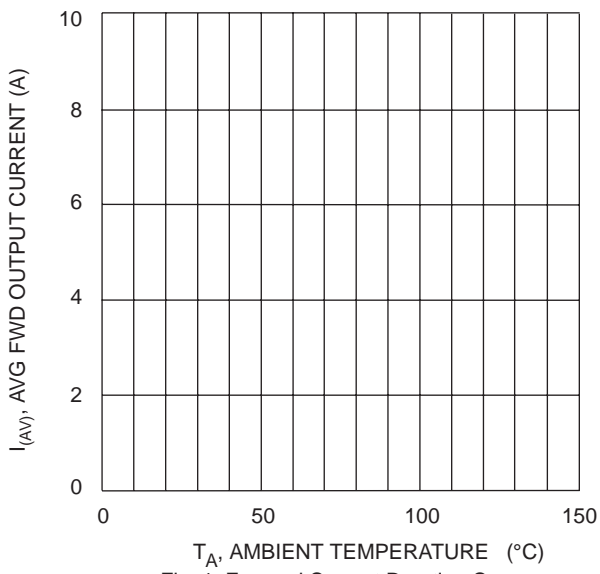


Fig. 1 Forward Current Derating Curve

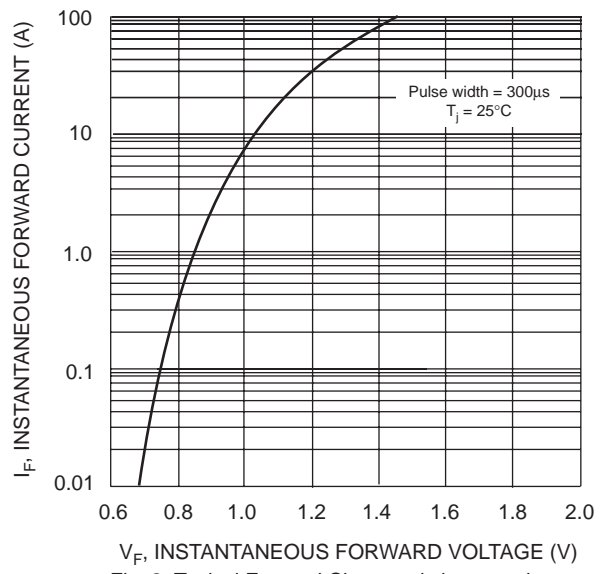


Fig. 2 Typical Forward Characteristics, per element




Fig. 3 Peak Forward Surge Current

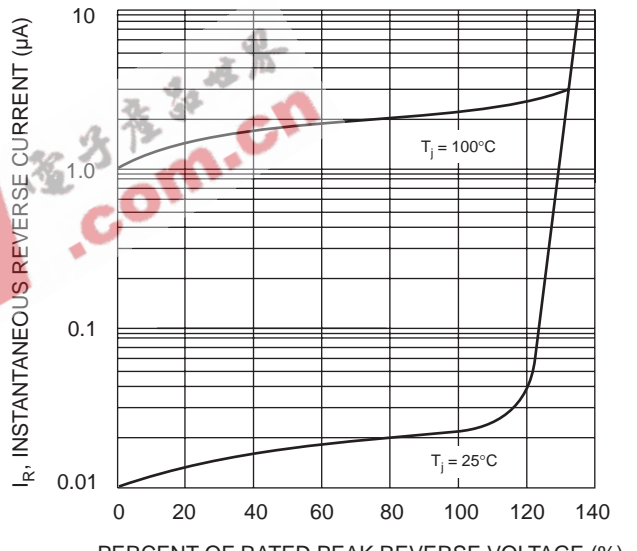
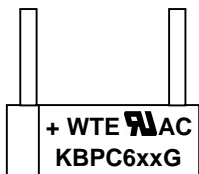


Fig. 4 Typical Reverse Characteristics

MARKING INFORMATION



WTE = Manufacturer's Logo
 KBPC6xxG = Device Number
 xx = 00, 01, 02, 04, 06, 08 or 10
 Polarity = As Marked on Body

PACKAGING INFORMATION

BULK

Inner Box Size L x W x H (mm)	Quantity (PCS)	Carton Size L x W x H (mm)	Quantity (PCS)	Approx. Gross Weight (KG)
198 x 198 x 50	200	425 x 215 x 280	2,000	8.0

Note: 1. Paper box, white or brown color.

EEPW.com.cn 电子元件世界

ORDERING INFORMATION

Product No.	Package Type	Shipping Quantity
KBPC600G	Square Bridge	200 Units/Box
KBPC601G	Square Bridge	200 Units/Box
KBPC602G	Square Bridge	200 Units/Box
KBPC604G	Square Bridge	200 Units/Box
KBPC606G	Square Bridge	200 Units/Box
KBPC608G	Square Bridge	200 Units/Box
KBPC610G	Square Bridge	200 Units/Box

1. Shipping quantity given is for minimum packing quantity only. For minimum order quantity, please consult the Sales Department.
2. **To order Lead Free version (with Lead Free finish), add "-LF" suffix to part number above. For example, KBPC600G-LF.**

EEPW 电子產品世界
.com.cn

Won-Top Electronics Co., Ltd (WTE) has checked all information carefully and believes it to be correct and accurate. However, WTE cannot assume any responsibility for inaccuracies. Furthermore, this information does not give the purchaser of semiconductor devices any license under patent rights to manufacturer. WTE reserves the right to change any or all information herein without further notice.

WARNING: DO NOT USE IN LIFE SUPPORT EQUIPMENT. WTE power semiconductor products are not authorized for use as critical components in life support devices or systems without the express written approval.

Won-Top Electronics Co., Ltd.

No. 44 Yu Kang North 3rd Road, Chine Chen Dist., Kaohsiung, Taiwan

Phone: 886-7-822-5408 or 886-7-822-5410

Fax: 886-7-822-5417

Email: sales@wontop.com

Internet: <http://www.wontop.com>

We power your everyday.