




Features

- Accepts POTS lines & Coaxial Protector
- Manufactured from high-impact resistant, ultraviolet-desensitized, flame retardant, UL Recognized plastic
- Optional sealed switching jacks with Insulation Displacement Connectors (IDCs)
- Subscriber lockable with Telco override
- Convenient ground attachment
-  Listed per UL 497 (File: E53117)

7004C Series – Network Interface Device

Bourns® Model 7004C NID provides a secure and weather resistant enclosure for Telco service for residential or commercial installations. The 7004C supplies station protection and test access points and can be configured for a maximum of two POTS lines and one 1740-xx coax protector. The 7004C features convenient cable knockouts and generous working space for wire management.

How To Order

7004C - 0X - X X - XX

Model Number Designator _____

Number of Twisted Pairs _____

- 0 = None
- 1 = One
- 2 = Two

Station Protector Options _____

- D¹ = 455HS-MSP (2377-45-HS) Voice/Data/DSL (UL, cUL)
- Z¹ = 455HS-BC* (2377-45-BC) Balance-Sensitive DSL (UL, cUL)
- E² = 155HS-MSP (2378-35-HS) Voice/DSL/Data (UL, cUL)
- Y² = 155HS-BC* (2378-35-BC) Balance-Sensitive DSL (UL, cUL)

- B = 125EW (2374-01) Dual Gas Tube (UL, cUL, Telcordia)
- C = 125EW-R (2375-01) Dual Gas Tube (UL, cUL, RUS)
- L = 356M (2377-01) Balanced Gas Tube (UL, cUL, RUS)
- M = J130S (2380-27-01) Solid State Protector (UL, cUL)
- T = Tii355M
- O = No Station Protectors

*For DSL systems requiring capacitive balance within 1 pF.

Note 1 = Digi.Guard - 356 size, RUS Maximum Duty.

Note 2 = Digi.Guard II - 125 size, RUS Heavy Duty.

Special Options _____

- H = Security Screw in security plate
- S = Sealed Switching Jack w/IDC (85122-T-IDC)
- F = Sealed Switching Jack 4-Post (85122-T4)
- B = Expansion Bridge w/Binding Posts (85122-B)
- I = Expansion Bridge w/IDC (85122-IDC)
- O = No options (standard 85122 jack)

Coax Protector Options _____

- 15 = 1740-15 (150 V±20 % DC Breakdown @ 100 V/Sec)
- 23 = 1740-23 (230 V±20 % DC Breakdown @ 100 V/Sec)
- 35 = 1740-35 (350 V±20 % DC Breakdown @ 100 V/Sec)

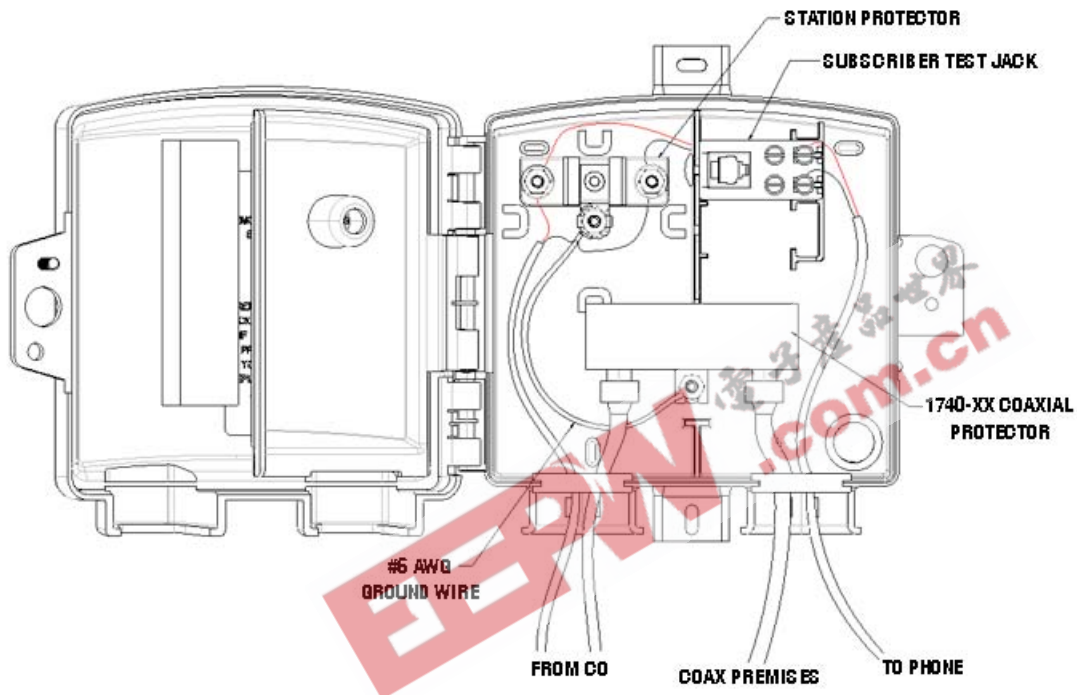
To add lines, use station protector +

- 85122 Standard Jack
- 85122-T4 Sealed Switching Jack, 4-post
- 85122-T-IDC Sealed Switching Jack w/IDC

7004C Series – Network Interface Device

BOURNS®

Installation Diagrams



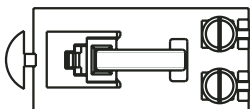
Product Dimensions

High	Wide	Deep
190.5 (7.5)	195.6 (7.7)	69 (2.7)

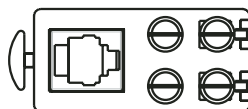
DIMENSIONS: $\frac{\text{MM}}{\text{(INCHES)}}$

RJ11 Subscriber Bridges

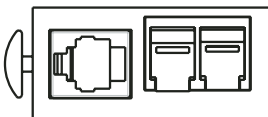
85122
Standard Loop



85122-T4*
Internal Switch - 4 Lugs

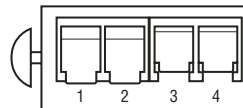


85122-T-IDC*
Sealed Switch Jack w/IDC

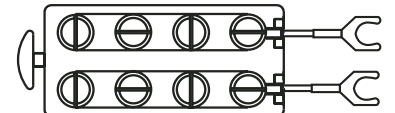


Expansion Bridges

85122-IDC
Insulation Displacement
Connectors



85122-B
Binding Post



*Includes environmental sealant and closed-cell foam gasket.

Specifications are subject to change without notice.
Customers should verify actual device performance in their specific applications.