

Hercules Encoders

Series 7000

Industrial Potentiometer

- Enclosure: 3" Cube
- NEMA 12/13 or NEMA 4 type Sealing
- Flush or Flange Base
- Double Shielded ABEC 5 Ball Bearings, Internal mount provides higher level of reliability
- Steel Gear Drive protects against Shock and Vibration
- 1:1 Standard Ratio, Others available
- 1K, 5K, 10K Ohm 1W Pots, Continuous Mechanical Rotation
- Ideal for Dancer Applications
- Limit Switches Option - Rated at 5 amp - 115VAC standard Gold Crosspoint Contacts Standard
- Operating Temperature Rating: -55° to $+105^{\circ}$ C (-67° to $+221^{\circ}$ F) for harsh industrial environments

Specifications

Mechanical

Standard Shaft Size (Dia.)	.3747"
Shaft Extension(s)	0.80" with .50x.05" flat
Shaft Seals	Neoprene or PTFE Options
Mounting	Refer to dimensional drawings
Bearings	3/8" ID, ABEC 5P Shielded
Radial Loading	30 lbs. Operating
Axial Loading	15 lbs. Operating
Mechanical Angle	Continuous
Rotational Life	10,000,000 Cycles Typical
Standard Gear Ratio	1:1 (Others available)
Housing	Black Anodized Aluminum
Weight	Standard: 24 oz., Sealed: 34 oz.
Connector	3, 6 Pin MS3102 or 18" Cable Out

Electrical

Power Rating at 40° C	1 Watt
Dielectric Strength	500 Vac
Resistance Element	Conductive Plastic
Standard Resistance Values	1K, 5K, 10K Ohm
Resistance Tolerance	$\pm 10\%$
Electrical Angle	$320^{\circ} \pm 5^{\circ}$
Wiper Assembly	Precious Metal
Independent Linearity	$\pm 1\%$
Resolution	Essentially ∞

Environmental

Operating Temp.	-55° to $+105^{\circ}$ C
Temperature Coefficient	± 400 ppm/ $^{\circ}$ C
Vibration	10 to 2000 Hertz at 15 g's
Humidity	100% Relative Humidity
Enclosures (Sealed)	NEMA 4 type - Watertight
(Standard)	NEMA 12/13 equiv. — Dust-, Oil-Tight

10

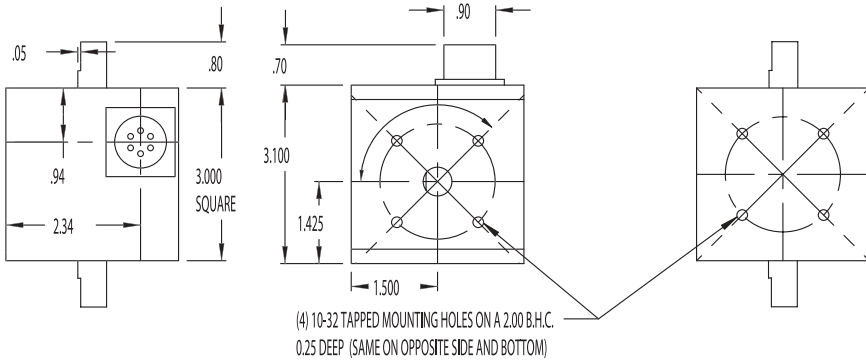
H e r c u l e s



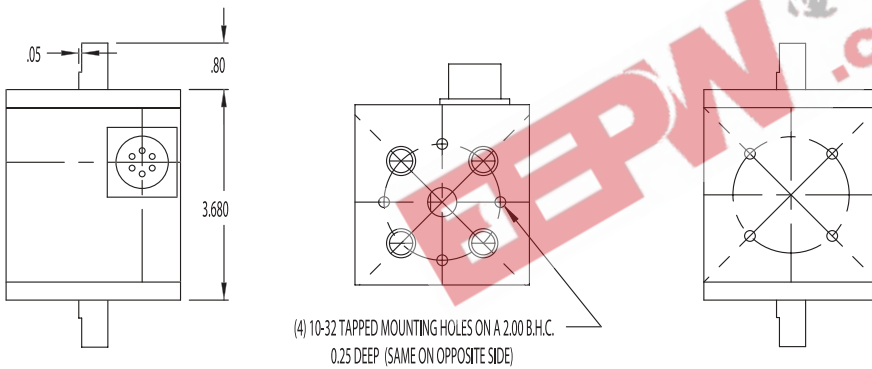
For the latest specifications visit our website
www.herculesencoders.com

Dimensional Drawings

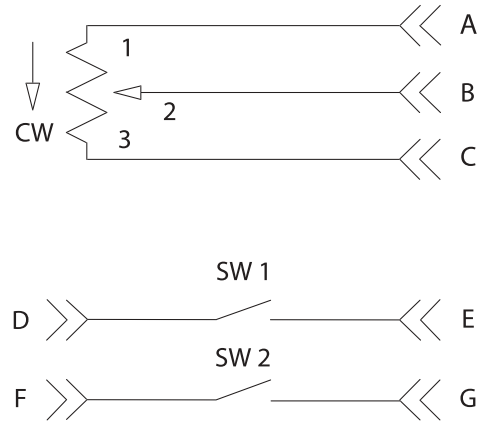
Series 7000 Standard



Series 7000 Standard

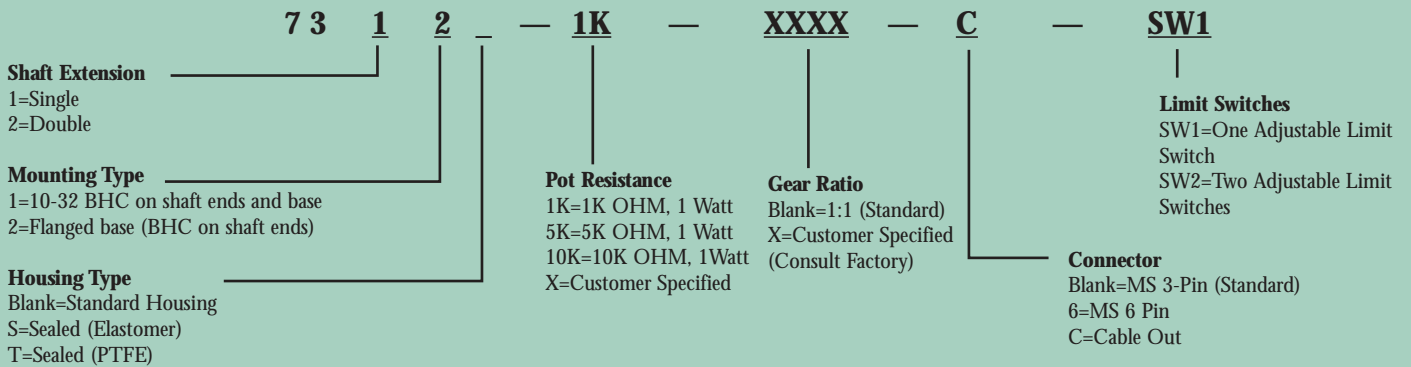


Wire Drawings



WE RECOMMEND THE CURRENT SINKING MODE

Ordering Information



*Gear ratio is available to 1:4.57, i.e., $70^{\circ} \pm 1^{\circ}$ = full pot travel Engineering assistance is available for determining requirements.
Gear ratio= external shaft rotation: internal potentiometer shaft rotation.