




## Features

- Expands to add POTS lines, DSL or both
- Manufactured from high-impact resistant, ultraviolet desensitized, flame retardant, UL Recognized plastic
- Optional sealed switching jacks with Insulation Displacement Connectors (IDCs)
- Subscriber lockable with Telco override
- Convenient ground attachment
-  Listed per UL 497 (File: E53117)

## 7004 Series - Network Interface Device

Bourns® Model 7004 NID provides a secure and weather-resistant enclosure for Telco service for residential or commercial installations. The Model 7004 supplies station protection and test access points and can be configured for a maximum of four POTS lines or three lines with DSL. The Model 7004 features convenient cable knockouts and generous working space for wire management.

### How To Order

7004 - 0X - XX - XX - XX

Model Number Designator \_\_\_\_\_

Number of Twisted Pairs \_\_\_\_\_

- 1 = One            3 = Three  
2 = Two           4 = Four

Station Protector Options \_\_\_\_\_

- D<sup>1</sup> = 455HS-MSP (2377-45-HS) Voice/Data/DSL (UL, cUL)  
Z<sup>1</sup> = 455HS-BC\* (2377-45-BC) Balance-Sensitive DSL (UL, cUL)  
E<sup>2</sup> = 155HS-MSP (2378-35-HS) Voice/DSL/Data (UL, cUL)  
Y<sup>2</sup> = 155HS-BC\* (2378-35-BC) Balance-Sensitive DSL (UL, cUL)

- B = 125EW (2374-01) Dual Gas Tube (UL, cUL, Telcordia)  
C = 125EW-R (2375-01) Dual Gas Tube (UL, cUL, RUS)  
L = 356M (2377-01) Balanced Gas Tube (UL, cUL, RUS)  
M = J130S (2380-27-01) Solid State Protector (UL, cUL)  
T = Tii355M  
O = No Station Protectors (Not available with DSL configurations)

\*For DSL systems requiring capacitive balance within 1 pF.  
Note 1 = Digi.Guard - 356 size, RUS Maximum Duty.  
Note 2 = Digi.Guard II - 125 size, RUS Heavy Duty.

Special Options \_\_\_\_\_

- H = Security Screw in security plate  
S = Sealed Switching Jack w/IDC (85122-T-IDC)  
F = Sealed Switching Jack 4-Post (85122-T4)  
B = Expansion Bridge w/Binding Posts (85122-B)  
I = Expansion Bridge w/IDC (85122-IDC)  
O = No options (standard 85122 jack)

DSL Options † \_\_\_\_\_

- A1 = One 3610A ADSL POTS Splitter            V1 = One 3630A VDSL POTS Splitter  
A2 = Two 3610A ADSL POTS Splitters        V2 = Two 3630A VDSL POTS Splitters  
P1 = One 3610A2 ADSL 2+ POTS Splitter  
P2 = Two 3610A2 ADSL 2+ POTS Splitters

†DSL Configuration Note:

The **3610A**, **3610A2** and **3630A** must be ordered with option **D**, **Z**, **E** or **Y** Station Protectors.

7004 NIDs ordered with DSL units will include **Special Option F** (4-post sealed switching jacks). Example: 7004-01-DF-P1

DSL Equalization \_\_\_\_\_

- R1 = One 3660 Equalization Module

To add lines, use station protector +

- 85122            Standard Jack (Not available with DSL configurations)  
85122-T4       Sealed Switching Jack, 4-post  
85122-T-IDC   Sealed Switching Jack w/IDC



*Reliable Electronic Solutions*

**Asia-Pacific:**

TEL +886- (0)2 25624117  
FAX +886- (0)2 25624116

**Europe:**

TEL +41-41 7685555  
FAX +41-41 7685510

**The Americas:**

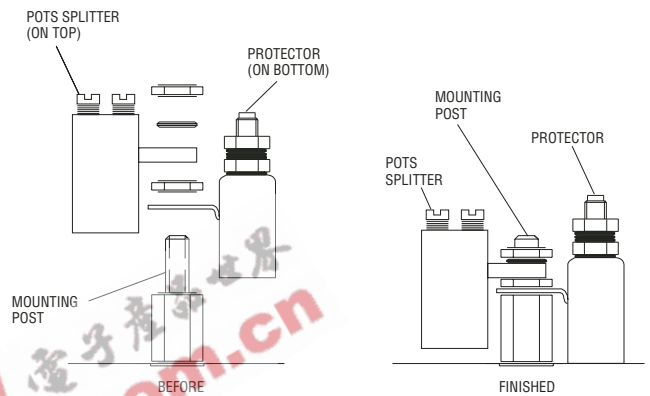
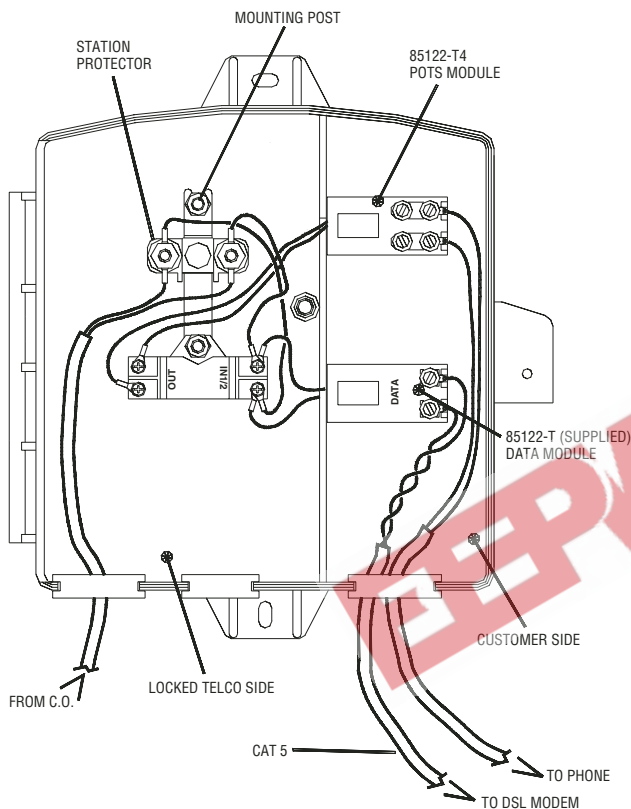
TEL +1-951 781-5500  
FAX +1-951 781-5700

**www.bourns.com**

# 7004 Series - Network Interface Device

**BOURNS®**

## Installation Diagrams



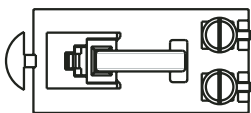
## Product Dimensions

High	Wide	Deep
191	196	69
(7.5)	(7.7)	(2.7)

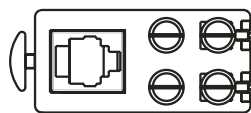
DIMENSIONS:  $\frac{\text{MM}}{\text{(INCHES)}}$

## RJ11 Subscriber Bridges

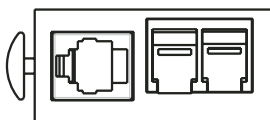
**85122 Standard Loop**



**85122-T4\* Internal Switch - 4 Lugs**

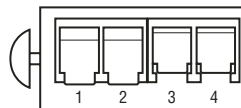


**85122-T-IDC\* Sealed Switch Jack w/IDC**

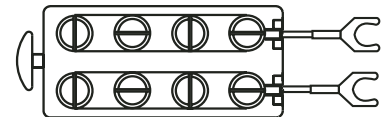


## Expansion Bridges

**85122-IDC Insulation Displacement Connectors**



**85122-B Binding Post**



\*Includes environmental sealant and closed-cell foam gasket.

REV. C 05/06

Specifications are subject to change without notice.

Customers should verify actual device performance in their specific applications.