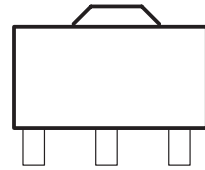




- 3-Terminal Regulators
- Output Current Up to 100 mA
- No External Components Required
- Internal Thermal-Overload Protection
- Internal Short-Circuit Current Limiting
- Direct Replacement for Motorola MC79L Series



TO-92



description

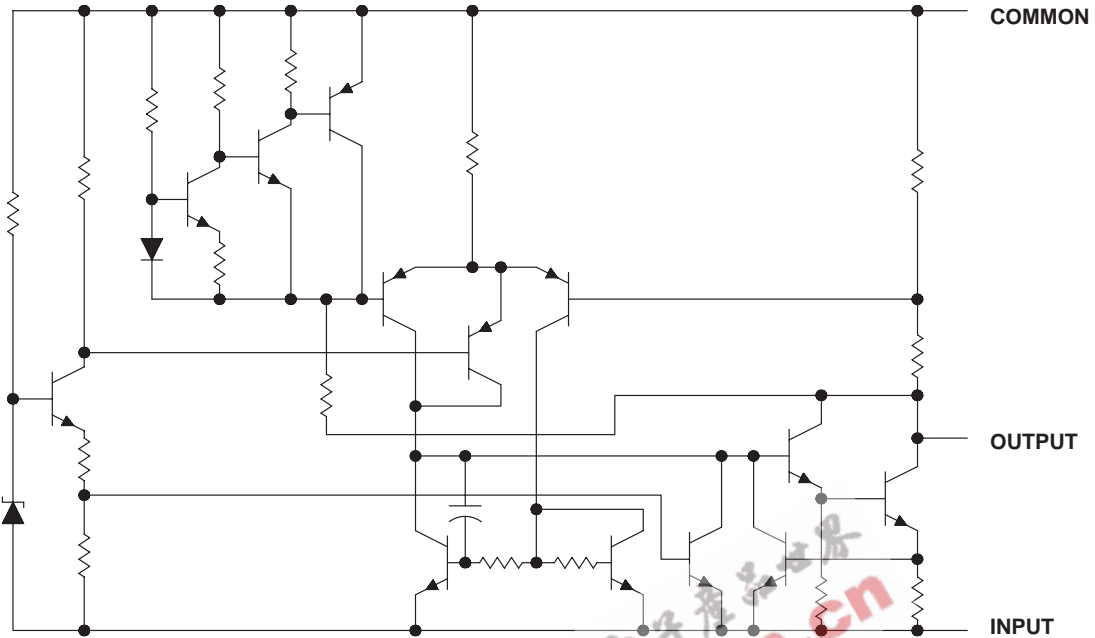
This series of fixed negative-voltage integrated-circuit voltage regulators is designed for a wide range of applications. These include on-card regulation for elimination of noise and distribution problems associated with single-point regulation. In addition, they can be used to control series pass elements to make high-current voltage-regulator circuits. One of these regulators can deliver up to 100 mA of output current. The internal current-limiting and thermal-shutdown features make them essentially immune to overload. When used as a replacement for a zener-diode and resistor combination, these devices can provide ef current.

electrical characteristics at specified virtual junction temperature, $V_I =$ otherwise noted)

PARAMETER	TEST CONDITIONS	T ‡				UNIT
			MIN	TYP	MAX	
Output voltage		25°C				V
		Full range				
		Full range				
Input voltage regulation	$V_I =$	°				
	$V_I =$					
Ripple rejection	$V_I =$ f = 120 Hz	25°C		49		dB
Output voltage regulation	$I_O = 1$ mA to	°				
	$I_O = 1$ mA to					
Output noise voltage	f = 10 Hz to 100 kHz	25°C				µV
Dropout voltage		25°C		1.7		V
		25°C			6	
		125°C			5.5	
Bias current change	$V_I =$	range			1.5	
	$I_O = 1$ mA to 40 mA				0.1	

‡ Pulse-testing techniques maintain T_J as close to T_A as possible. Thermal effects must be taken into account separately. All characteristics are measured with a 0.33-µF capacitor across the input and a 0.1-µF capacitor across the output. Full range for the 7 $J = 0^\circ\text{C}$ to 70°C

equivalent schematic



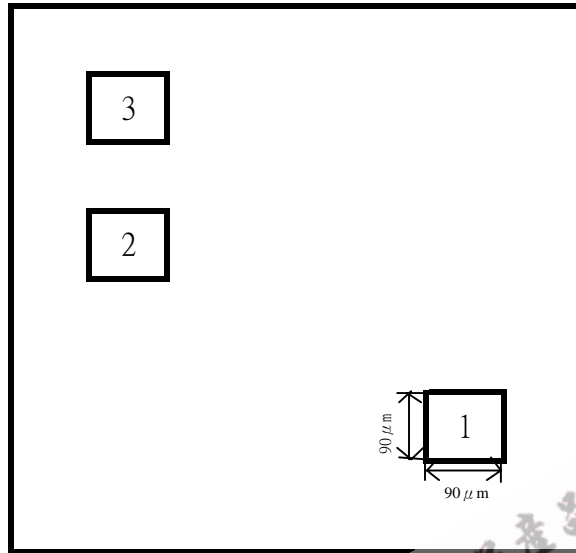
absolute maximum ratings over operating free-air temperature range (unless otherwise noted)†

- Input voltage: 79L0
- Operating free-air, case, or virtual junction temperature..... °C
- Lead temperature 1.6 mm (1/16 inch) from case for 10 seconds 260°C
- Storage temperature range, T_{stg} -65°C to 150°C

recommended operating conditions

79L0	MIN	MAX	UNIT
Input voltage, V_I			V
Output current, I_O		100	mA
Operating virtual junction temperature, T_J	0		°C

Pad Location WS79L00



chip size 1.15 x 1.35mm

Pad Location Coordinates

Pad N	Pad Name	X(μ m)	Y(μ m)
1	Ground	1150	115
2	Input	115	690
3	Output	115	950