



Control over power

# Series PCV

## Analog Input Power Controller

- Operates at 60Hz & 50Hz
- Internal Snubber
- Industry Standard Package
- Control Circuit Requires No Adjustment or Calibration

The PCV Series proportional controllers are self contained power control modules integrating a complete phase fired logic control system and a solid state relay in the same standard package. Typical applications include heaters, vibratory feeders and tungsten lamps.

### MODEL NUMBERS

7PCV2415 7PCV2425  
10PCV2415 10PCV2425 10PCV2450 10PCV2475 10PCV2490

### OUTPUT SPECIFICATIONS<sup>①</sup>

	7PCV2415	7PCV2425	10PCV2450	10PCV2475	10PCV2490
Operating Voltage (47-63 Hz) [Vrms]	100-240	100-240	100-240	100-240	100-240
Max. Load Current Range [Arms]	.15-15	.15-25	.15-50	.15-75	.15-90
Transient Overvoltage [Vpk]	600	600	600	600	600
Max. Surge Current, (1 Cycle) [Apk]	150	250	625	1000	1200
Max. Off-State Leakage Current @ Rated Voltage [mA]	10	15	20	20	20
Maximum I <sup>2</sup> t for Fusing (8.3 msec) [A <sup>2</sup> sec]	94	260	1620	4150	6000
Maximum Voltage Drop (100% On) [Vpk]	1.6	1.6	1.6	1.6	1.6
Minimum Off-State dv/dt [V/μsec]	200	200	200	200	200
Power Factor (Min.) with Max. Load	0.5	0.5	0.5	0.5	0.5

### INPUT SPECIFICATIONS<sup>①</sup>

	7PCV24xx	10PCV24xx
Control Voltage Range	2-7 Vdc	2-10 Vdc
Typical Input Current @ 5 Vdc	4 mA	4 mA

© 2002 CRYDOM CORP, Specifications subject to change without notice.

### GENERAL NOTES

① All parameters at 25° C unless otherwise specified.

### TYPICAL APPLICATIONS

- Industrial Temperature Controllers
- Light Dimming
- Vibratory Feeders
- Resistive Heating Elements
- Conveyor Speed Control

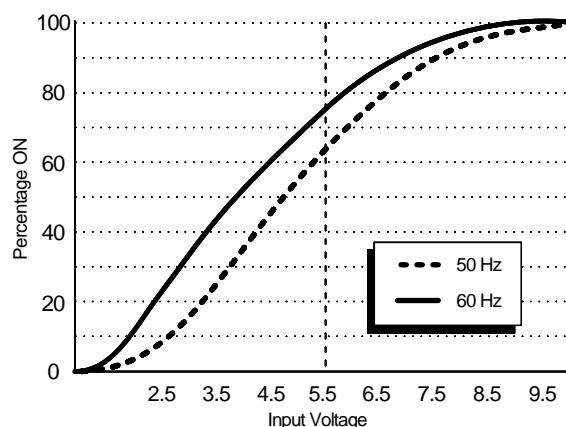
### UNSUITABLE APPLICATIONS

The PCV is not suitable for some load applications including, but not limited to the following:

- AC Motor Control
- Three Phase Motors
- Transformers requiring pure sine wave input
- Zero Crossing Applications

Please contact Crydom's application engineering department for additional information and specific application questions.

Percentage On vs. Input Voltage



For recommended applications and more information contact:  
**USA: Sales Support** (877) 502-5500 **Tech Support** (877) 702-7700 **FAX** (619) 710-8540  
 Crydom Corp, 2320 Paseo de las Americas, Ste. 201, San Diego, CA 92154  
**Email:** sales@crydom.com **WEB SITE:** http://www.crydom.com  
**UK:** +44 (0)1202 365070 • **FAX** +44 (0)1202 365090 Crydom International Ltd., 7 Cobham Road, Ferndown Industrial Estate, Ferndown, Dorset BH21 7PE, **Email:** intsales@crydom.com.  
**GERMANY:** +49 (0)180 3000 506



# CRYDOM

Control over power

## Series PCV

Analog Input Power Controller

### GENERAL SPECIFICATIONS

Dielectric Strength, Signal to Load 2500 Vrms

Dielectric Strength, Signal to Base 2500 Vrms

Ambient Operating Temperature Range -30 to 80°C

Ambient Storage Temperature Range -40 to 125°C

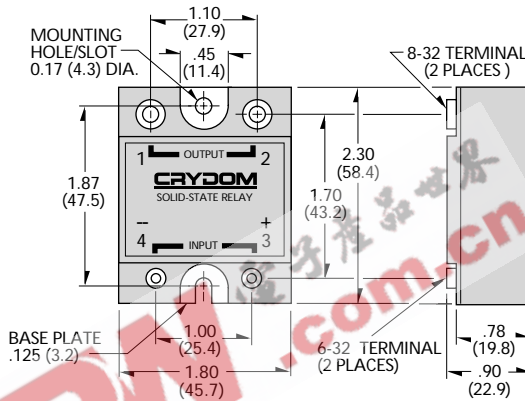
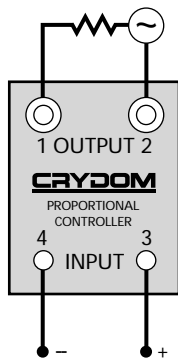
### MECHANICAL SPECIFICATIONS

Weight: (typical) 3.5 oz. (100g)

Encapsulation: Thermally Conductive Epoxy

Terminals: Screws and Saddle Clamps Furnished, Unmounted

### WIRING DIAGRAM

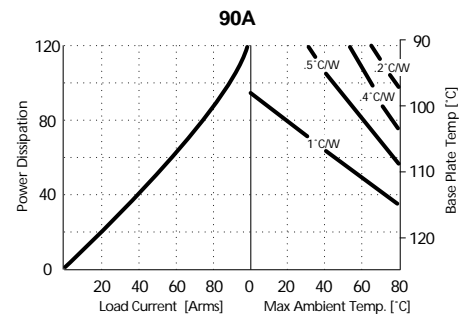
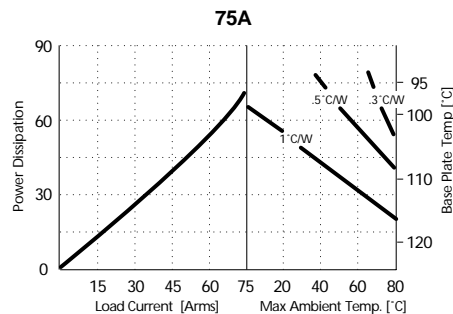
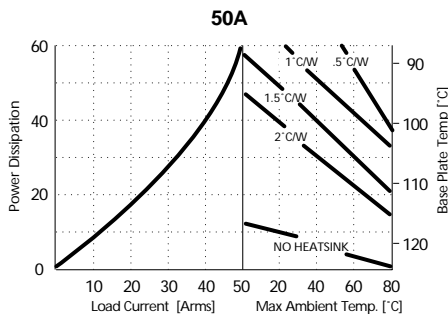
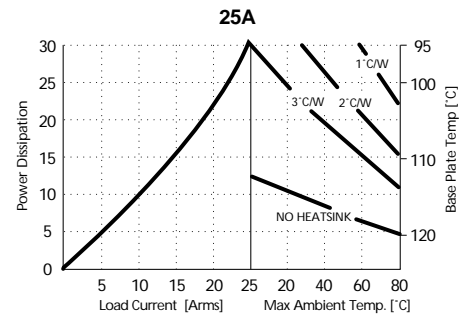
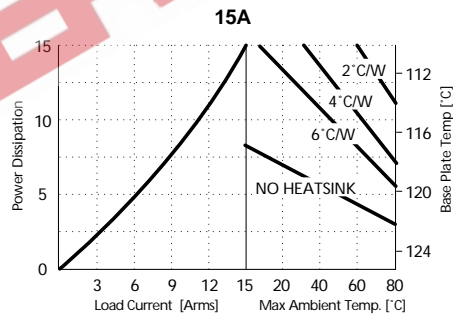


All dimensions are in inches (millimeters)

#### Screw Torque Requirements:

6-32 Screws - 10 in. lbs.,  
8-32 and 10-32 Screws - 20in. lbs.  
(Screws dry without grease.)

### CURRENT DERATING CURVES



©2002 CRYDOM CORP, Specifications subject to change without notice.

For recommended applications and more information contact:

USA: Sales Support (877) 502-5500 Tech Support (877) 702-7700 FAX (619) 710-8540

Crydom Corp, 2320 Paseo de las Americas, Ste. 201, San Diego, CA 92154

Email: sales@crydom.com WEB SITE: <http://www.crydom.com>

UK: +44 (0)1202 365070 • FAX +44 (0)1202 365090 Crydom International Ltd., 7 Cobham

Road, Ferndown Industrial Estate, Ferndown, Dorset BH21 7PE, Email: [intsales@crydom.com](mailto:intsales@crydom.com).

GERMANY: +49 (0)180 3000 506

