

## 74LCX273 Low-Voltage Octal D Flip-Flop with 5V Tolerant Inputs and Outputs

### General Description

The LCX273 has eight edge-triggered D-type flip-flops with individual D inputs and Q outputs. The common buffered Clock (CP) and Master Reset ( $\overline{MR}$ ) input load and reset (clear) all flip-flops simultaneously.

The register is fully edge-triggered. The state of each D input, one setup time before the LOW-to-HIGH clock transition, is transferred to the corresponding flip-flop's Q output.

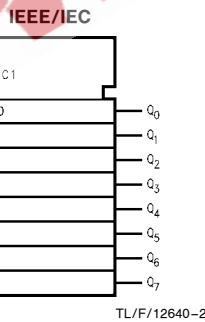
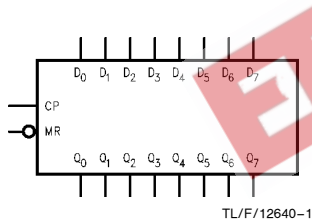
All outputs will be forced LOW independently of Clock or Data inputs by a LOW voltage level on the  $\overline{MR}$  input. The device is useful for applications where the true output only is required and the Clock and Master Reset are common to all storage elements.

The device is designed for low voltage (3.3V)  $V_{CC}$  applications with capability of interfacing to a 5V signal environment. The LCX273 is fabricated with an advanced CMOS technology to achieve high speed operation while maintaining CMOS low power dissipation.

### Features

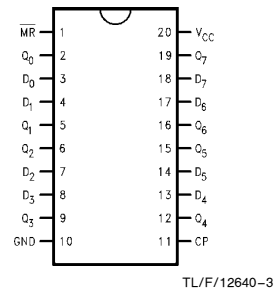
- 5V tolerant inputs and outputs
- 10  $\mu$ A  $I_{CCQ}$  max
- Power-down high impedance inputs and outputs
- Supports live insertion/withdrawal
- 2.0V–3.6V  $V_{CC}$  supply operation
- $\pm 24$  mA output drive
- Implements patented Quiet Series™ noise/EMI reduction circuitry
- Functionally compatible with the 74 series 273
- Latch-up performance exceeds 500 mA
- ESD performance:
  - Human Body Model > 2000V
  - Machine Model > 200V

### Logic Symbols



### Connection Diagram

Pin Assignment for SOIC, SSOP and TSSOP



Pin Names	Description
$D_0$ – $D_7$	Data Inputs
$\overline{MR}$	Master Reset
CP	Clock Pulse Input
$Q_0$ – $Q_7$	Data Outputs

	SOIC JEDEC	SOIC EIAJ	SSOP Type II	TSSOP JEDEC
Order Number	74LCX273WM 74LCX273WMX	74LCX273SJ 74LCX273SJX	74LCX273MSA 74LCX273MSAX	74LCX273MTC 74LCX273MTCX
See NS Package Number	M20B	M20D	MSA20	MTC20

TRI-STATE® is a registered trademark of National Semiconductor Corporation.  
Quiet Series™ is a trademark of National Semiconductor Corporation.



**LIFE SUPPORT POLICY**

NATIONAL'S PRODUCTS ARE NOT AUTHORIZED FOR USE AS CRITICAL COMPONENTS IN LIFE SUPPORT DEVICES OR SYSTEMS WITHOUT THE EXPRESS WRITTEN APPROVAL OF THE PRESIDENT OF NATIONAL SEMICONDUCTOR CORPORATION. As used herein:

1. Life support devices or systems are devices or systems which, (a) are intended for surgical implant into the body, or (b) support or sustain life, and whose failure to perform, when properly used in accordance with instructions for use provided in the labeling, can be reasonably expected to result in a significant injury to the user.
2. A critical component is any component of a life support device or system whose failure to perform can be reasonably expected to cause the failure of the life support device or system, or to affect its safety or effectiveness.



**National Semiconductor Corporation**  
**Americas**  
Tel: 1(800) 272-9959  
Fax: 1(800) 737-7018  
Email: support@nsc.com

<http://www.national.com>

**National Semiconductor Europe**

Fax: +49 (0) 180-530 85 86  
Email: europe.support@nsc.com  
Deutsch Tel: +49 (0) 180-530 85 85  
English Tel: +49 (0) 180-532 78 32  
Français Tel: +49 (0) 180-532 93 58  
Italiano Tel: +49 (0) 180-534 16 80

**National Semiconductor Southeast Asia**

Fax: (852) 2376 3901  
Email: sea.support@nsc.com

**National Semiconductor Japan Ltd.**

Tel: 81-3-5620-7561  
Fax: 81-3-5620-6179