

PRELIMINARY SPEC

Part Number: WP7676CSYC/J SUPER BRIGHT YELLOW

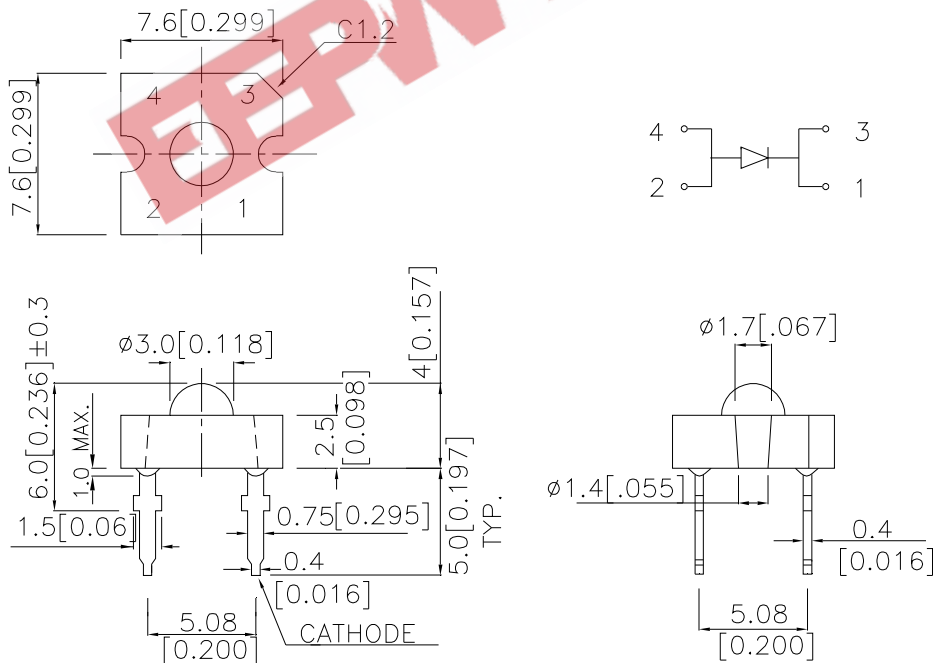
### Features

- SUPER FLUX OUTPUT.
- DESIGN FOR HIGH CURRENT OPERATION.
- OUTSTANDING MATERIAL EFFICIENCY.
- RELIABLE AND RUGGED.
- RoHS COMPLIANT.

### Description

The Super Bright device is based on a light emitting diode chip made from AlGaInP and bonded on silicon substrate.

### Package Dimensions



#### Notes:

1. All dimensions are in millimeters (inches).
2. Tolerance is ±0.25(0.01") unless otherwise noted.
3. Lead spacing is measured where the leads emerge from the package.
4. Specifications are subject to change without notice.

## Selection Guide

Part No.	Dice	Lens Type	Iv (mcd) [5] @ 20mA *70mA		Viewing Angle [1]
			Min.	Typ.	2θ1/2
WP7676CSYC/J	SUPER BRIGHT YELLOW (AlGaInP)	WATER CLEAR	380	900	70°
			*1500	*3500	

Notes:

1. θ1/2 is the angle from optical centerline where the luminous intensity is 1/2 the optical centerline value.
2. \* Luminous intensity with asterisk is measured at 70mA under 40ms pulse width.
3. Drive current between 10mA and 30mA are recommended for long term performance.
4. Operation at current below 10mA is not recommended.
5. Luminous intensity/ luminous Flux: +/-15%.

## Electrical / Optical Characteristics at TA=25°C

Symbol	Parameter	Device	Typ.	Max.	Units	Test Conditions
λ <sub>peak</sub>	Peak Wavelength	Super Bright Yellow	590		nm	I <sub>F</sub> =20mA
λ <sub>D</sub> [1]	Dominant Wavelength	Super Bright Yellow	589		nm	I <sub>F</sub> =20mA
Δλ <sub>1/2</sub>	Spectral Line Half-width	Super Bright Yellow	20		nm	I <sub>F</sub> =20mA
C	Capacitance	Super Bright Yellow	45		pF	V <sub>F</sub> =0V;f=1MHz
V <sub>F</sub> [2]	Forward Voltage	Super Bright Yellow	2.3	2.8	V	I <sub>F</sub> =20mA
I <sub>R</sub>	Reverse Current	Super Bright Yellow		10	uA	V <sub>R</sub> = 5V

Notes:

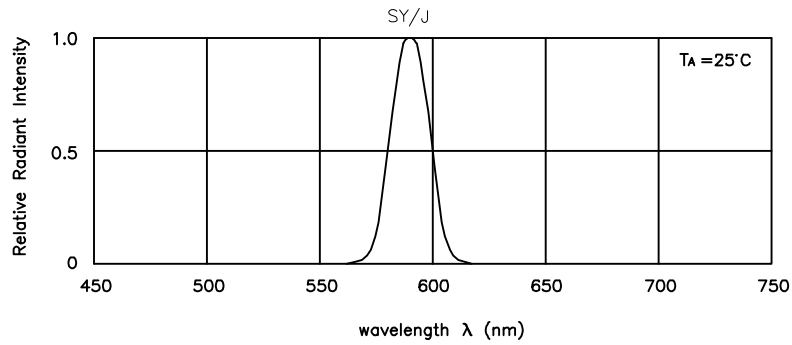
1. Wavelength: +/-1nm.
2. Forward Voltage: +/-0.1V.

## Absolute Maximum Ratings at TA=25°C

Parameter	Super Bright Yellow	Units
Power dissipation	84	mW
DC Forward Current	30	mA
Peak Forward Current [1]	140	mA
Reverse Voltage	5	V
Operating / Storage Temperature	-40°C To +85°C	
Lead Solder Temperature [2]	260°C For 3 Seconds	
Lead Solder Temperature [3]	260°C For 5 Seconds	

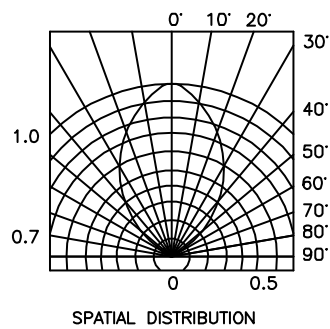
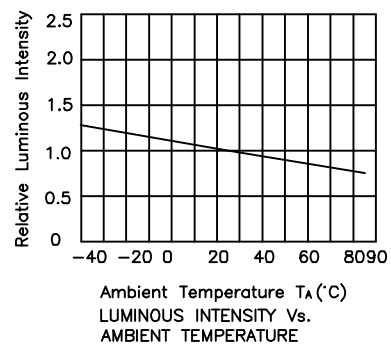
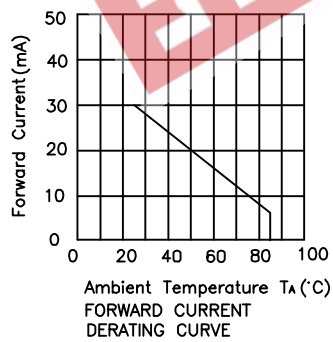
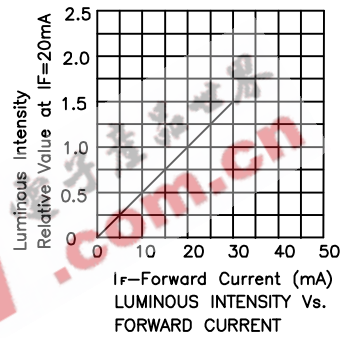
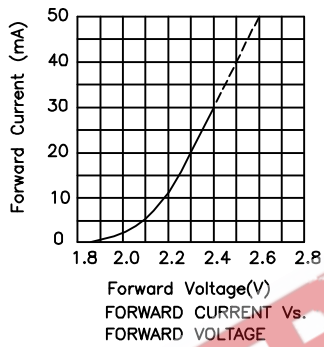
Notes:

1. 1/10 Duty Cycle, 0.1ms Pulse Width.
2. 2mm below package base.
3. 5mm below package base.




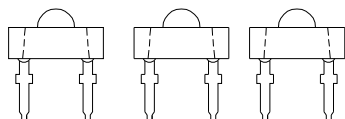
## Super Bright Yellow

## WP7676CSYC/J




## PACKING & LABEL SPECIFICATIONS

WP7676CSYC/J



75PCS / IC TUBE




750pcs / 10pcs IC TUBE



OUTSIDE LABEL

24K / BOX

<b>Kingbright</b>				
Q.C.	<table border="1"> <tr> <td style="text-align: center;">QC</td> </tr> <tr> <td style="text-align: center;">xxx xx. xxxx</td> </tr> <tr> <td style="text-align: center;">PASSED</td> </tr> </table>	QC	xxx xx. xxxx	PASSED
QC				
xxx xx. xxxx				
PASSED				
TYPE NO : WP7676CXXX				
QUANTITY : 750 pcs				
S/N : XXX	CODE: XX			
LOT NO : 				
RoHS Compliant				