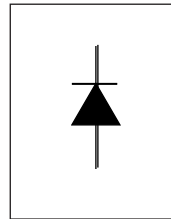


International  
**IOR** Rectifier

**QUIETIR** Series  
**8EWF..S**

**SURFACE MOUNTABLE  
FAST SOFT RECOVERY  
DIODE**



$V_F < 1.2V @ 8A$   
 $t_{rr} = 55ns$   
 $V_{RRM} 200 \text{ to } 600V$

#### Description/Features

The 8EWF..S fast soft recovery **QUIETIR** rectifier series has been optimized for combined short reverse recovery time, low forward voltage drop and low leakage current

The glass passivation ensures stable reliable operation in the most severe temperature and power cycling conditions.


Typical applications are both:

- Output rectification and freewheeling diode in inverters, choppers and converters.
- Input rectifications where severe restrictions on conducted EMI should be met.

#### Major Ratings and Characteristics

Characteristics	8EWF..S	Units
$I_{F(AV)}$ Sinusoidal waveform	8	A
$V_{RRM}$	200 to 600	V
$I_{FSM}$	170	A
$V_F @ 8A, T_J = 25^\circ C$	1.2	V
$t_{rr} @ 1A, 100A/\mu s$	55	ns
$T_J$	-40 to 150	$^\circ C$

#### Package Outline



Voltage Ratings

Part Number	$V_{RRM}$ , maximum peak reverse voltage V	$V_{RSM}$ , maximum non repetitive peak reverse voltage V	$I_{RRM}$ 150°C mA
8EWF02S	200	300	3
8EWF04S	400	500	
8EWF06S	600	700	

Absolute Maximum Ratings

Parameters	8EWF..S	Units	Conditions
$I_{F(AV)}$ Max. Average Forward Current	8	A	@ $T_C = 96^\circ\text{C}$ , 180° conduction half sine wave
$I_{FSM}$ Max. Peak One Cycle Non-Repetitive Surge Current	170	A	10ms Sine pulse, rated $V_{RRM}$ applied
	200		10ms Sine pulse, no voltage reappplied
$I^2t$ Max. $I^2t$ for fusing	140	$A^2s$	10ms Sine pulse, rated $V_{RRM}$ applied
	200		10ms Sine pulse, no voltage reappplied
$I^2\sqrt{t}$ Max. $I^2\sqrt{t}$ for fusing	2000	$A^2/s$	$t = 0.1$ to 10ms, no voltage reappplied

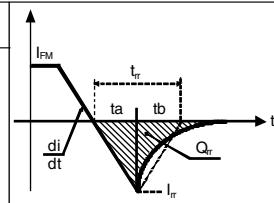
Electrical Specifications

Parameters	8EWF..S	Units	Conditions
$V_{FM}$ Max. Forward Voltage Drop	1.2	V	@ 8A, $T_J = 25^\circ\text{C}$
$r_t$ Forward slope resistance	16	$m\Omega$	$T_J = 150^\circ\text{C}$
$V_{F(TO)}$ Threshold voltage	1.13	V	
$I_{RM}$ Max. Reverse Leakage Current	0.1	mA	$T_J = 25^\circ\text{C}$
	3		$T_J = 150^\circ\text{C}$

$V_R = \text{rated } V_{RRM}$

Typical Reverse Recovery Characteristics

Parameters	8EWF..S	Units	Conditions
$t_{rr}$ Reverse Recovery Time	140	ns	$I_F @ 8A_{pk}$ @ $25A/\mu s$ @ $T_J = 25^\circ\text{C}$
$I_{rr}$ Reverse Recovery Current	2.6	A	
$Q_{rr}$ Reverse Recovery Charge	0.25	$\mu C$	
S Snap Factor $t_b/t_a$	0.5	-	



**Thermal-Mechanical Specifications**

Parameters	8EWF..S	Units	Conditions
T <sub>J</sub> Max. Junction Temperature Range	-40 to 150	°C	
T <sub>stg</sub> Max. Storage Temperature Range	-40 to 150	°C	
R <sub>thJC</sub> Max. Thermal Resistance Junction to Case	2.5	°C/W	DC operation
R <sub>thJA</sub> Typ. Thermal Resistance Junction to Ambient (PCB Mount)**	50	°C/W	
wt Approximate Weight	1(0.03)	g(oz.)	
Case Style	TO-252AA(D-Pak)		

\*\*When mounted on 1" square (650mm<sup>2</sup>) PCB of FR-4 or G-10 material 4 oz (140µm) copper 40°C/W  
 For recommended footprint and soldering techniques refer to application note #AN-994

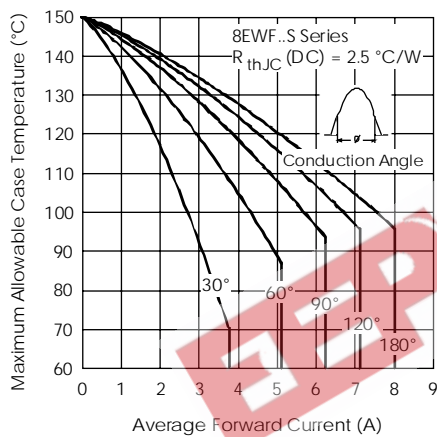


Fig. 1 - Current Rating Characteristics

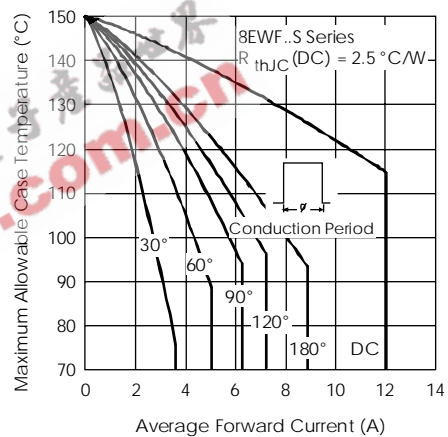


Fig. 2 - Current Rating Characteristics

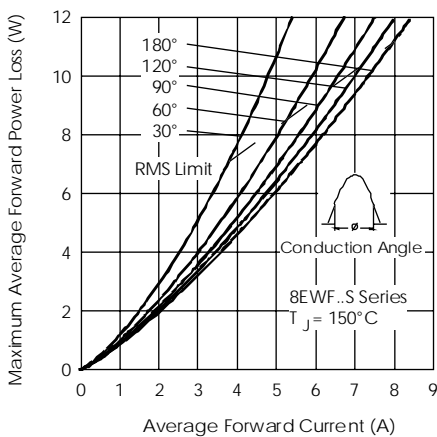


Fig. 3 - Forward Power Loss Characteristics

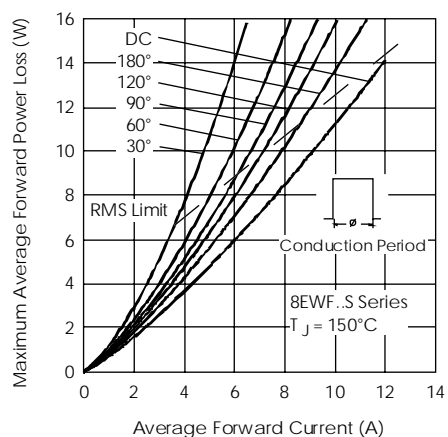


Fig. 4 - Forward Power Loss Characteristics

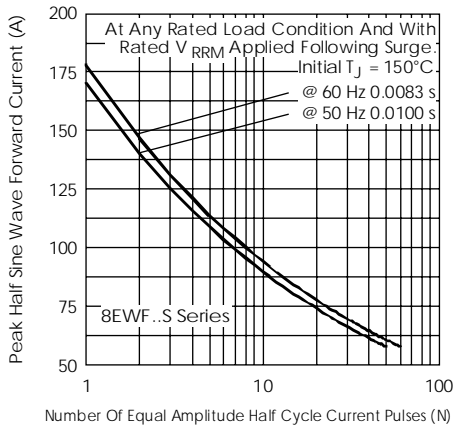


Fig. 5- Maximum Non-Repetitive Surge Current

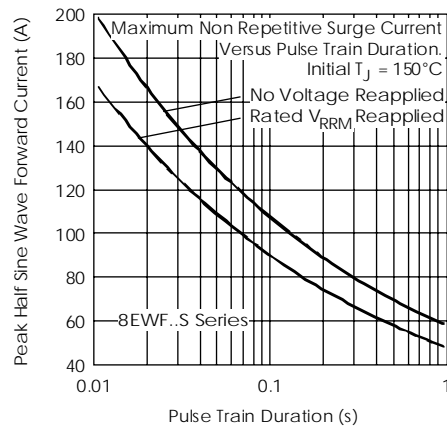


Fig. 6- Maximum Non-Repetitive Surge Current

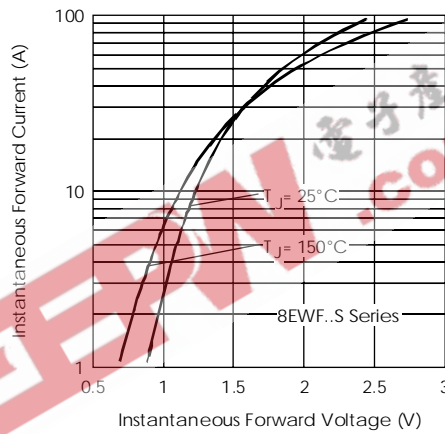


Fig. 7- Forward Voltage Drop Characteristics

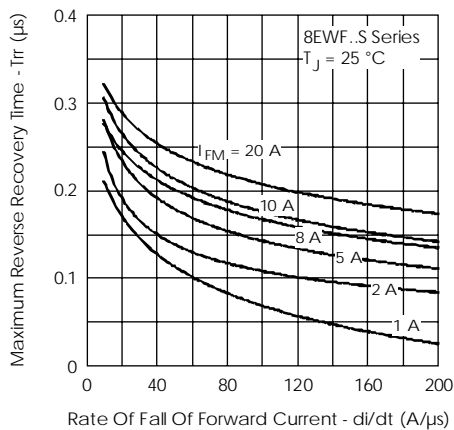


Fig. 8- Recovery Time Characteristics,  $T_J = 25^\circ\text{C}$

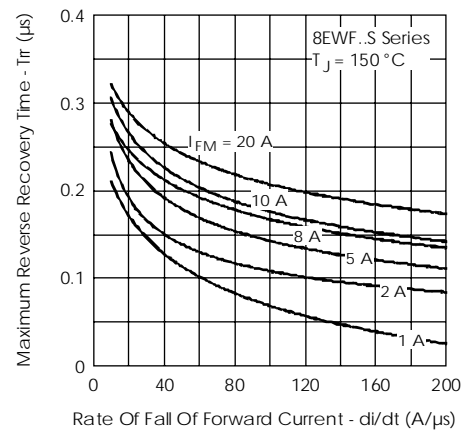


Fig. 9- Recovery Time Characteristics,  $T_J = 150^\circ\text{C}$

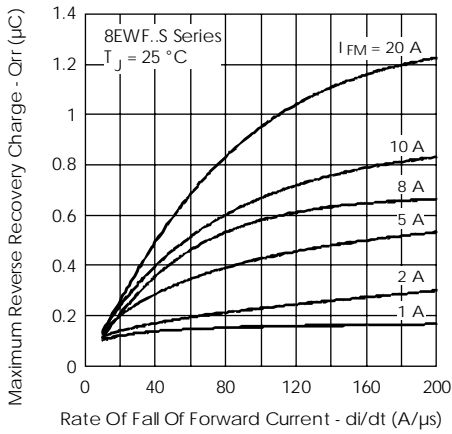


Fig. 10-Recovery Charge Characteristics,  $T_J=25^\circ\text{C}$

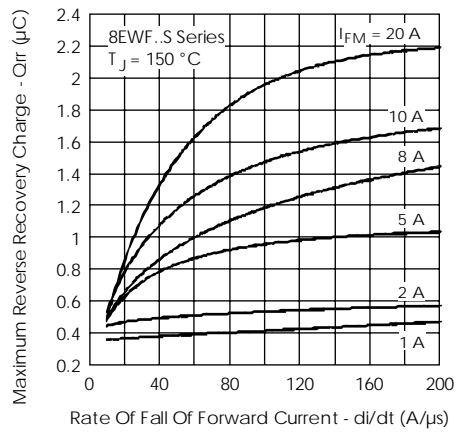


Fig. 11-Recovery Charge Characteristics,  $T_J=150^\circ\text{C}$

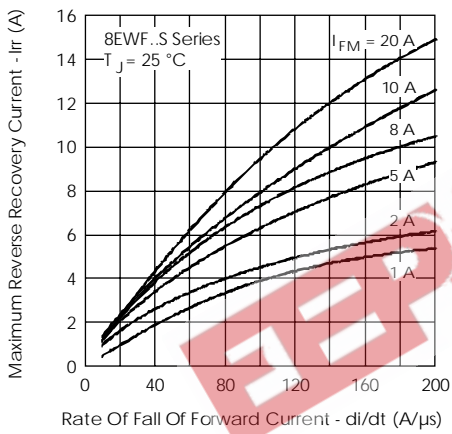


Fig. 12-Recovery Current Characteristics,  $T_J=25^\circ\text{C}$

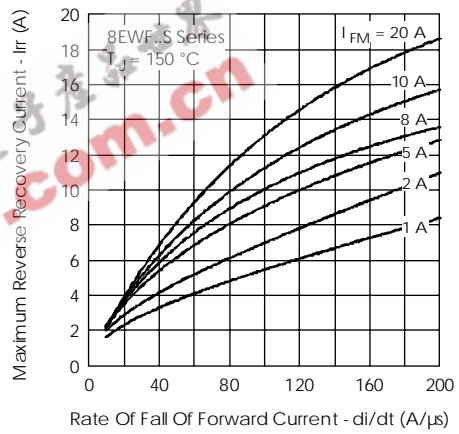


Fig. 13-Recovery Current Characteristics,  $T_J=150^\circ\text{C}$

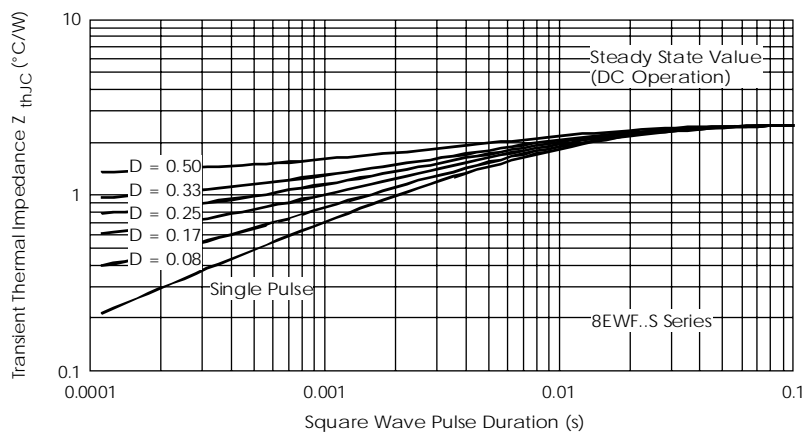


Fig. 14-Thermal Impedance  $Z_{thjC}$  Characteristics

Ordering Information Table

Device Code						
<b>8</b>	<b>E</b>	<b>W</b>	<b>F</b>	<b>06</b>	<b>S</b>	<b>TRL</b>
(1)	(2)	(3)	(4)	(5)	(6)	(7)

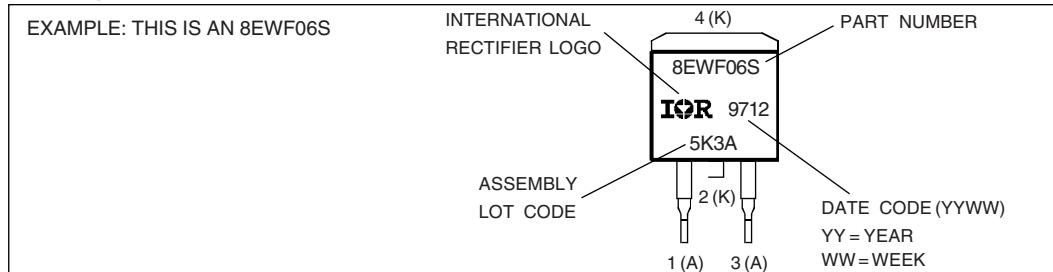
<p><b>1</b> - Current Rating</p> <p><b>2</b> - Circuit Configuration: E = Single Diode</p> <p><b>3</b> - Package: W = D-Pak</p> <p><b>4</b> - Type of Silicon: F = Fast Soft Recovery Rectifier</p> <p><b>5</b> - Voltage code: Code x 100 = <math>V_{RRM}</math></p> <p><b>6</b> - S = Surface Mountable</p> <p><b>7</b> - Tape and Reel Option: TRL = Left Orientation Reel TRR = Right Orientation Reel</p>	<p>02 = 200V</p> <p>04 = 400V</p> <p>06 = 600V</p>
--	--

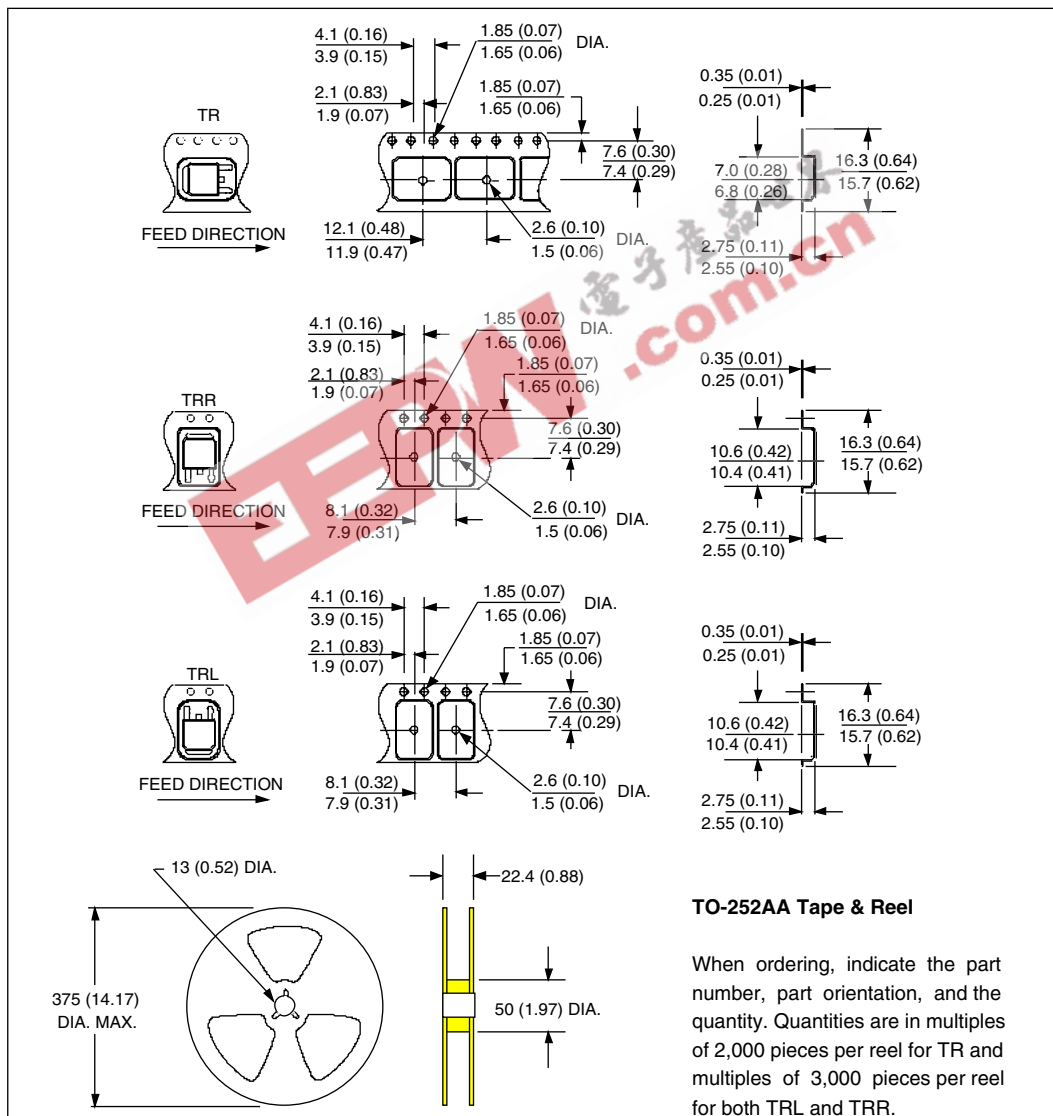
Outline Table

Dimensions in millimeters and (inches)

Marking Information



Tape & Reel Information



EEPW 电子产品世界  
.com.cn

International  
**IOR** Rectifier

**WORLD HEADQUARTERS:** 233 Kansas St., El Segundo, California 90245 U.S.A. Tel: (310) 322 3331. Fax: (310) 322 3332.  
**EUROPEAN HEADQUARTERS:** Hurst Green, Oxted, Surrey RH8 9BB, U.K. Tel: ++ 44 1883 732020. Fax: ++ 44 1883 733408.  
**IR CANADA:** 15 Lincoln Court, Brampton, Markham, Ontario L6T3Z2. Tel: (905) 453 2200. Fax: (905) 475 8801.  
**IR GERMANY:** Saalburgstrasse 157, 61350 Bad Homburg. Tel: ++ 49 6172 96590. Fax: ++ 49 6172 965933.  
**IR ITALY:** Via Liguria 49, 10071 Borgaro, Torino. Tel: ++ 39 11 4510111. Fax: ++ 39 11 4510220.  
**IR FAR EAST:** K&H Bldg., 2F, 30-4 Nishi-Ikebukuro 3-Chome, Toshima-Ku, Tokyo, Japan 171. Tel: 81 3 3983 0086.  
**IR SOUTHEAST ASIA:** 1 Kim Seng Promenade, Great World City West Tower, 13-11, Singapore 237994. Tel: ++ 65 838 4630.  
**IR TAIWAN:** 16 Fl. Suite D.207, Sec. 2, Tun Haw South Road, Taipei, 10673, Taiwan. Tel: 886 2 2377 9936.