


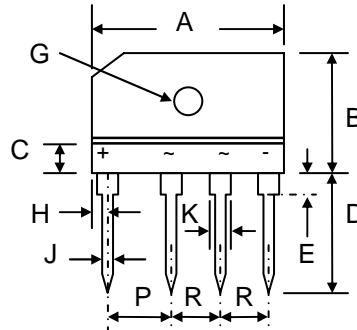
8.0A SINGLE-PHASE BRIDGE RECTIFIER

Features

- Diffused Junction
- Low Forward Voltage Drop
- High Current Capability
- High Reliability
- High Surge Current Capability
- Ideal for Printed Circuit Boards
-  Recognized File # E157705

Mechanical Data

- Case: KBJ-6, Molded Plastic
- Terminals: Plated Leads Solderable per MIL-STD-202, Method 208
- Polarity: As Marked on Body
- Weight: 7.4 grams (approx.)
- Mounting Position: Any
- Mounting Torque: 10 cm·kg (8.8 in·lbs) Max.
- **Lead Free: For RoHS / Lead Free Version, Add “-LF” Suffix to Part Number, See Page 4**



| KBJ-6 | | |
|----------------------|------|------|
| Dim | Min | Max |
| A | 29.7 | 30.3 |
| B | 19.7 | 20.3 |
| C | — | 5.0 |
| D | 17.0 | 18.0 |
| E | 3.8 | 4.2 |
| G | 3.1Ø | 3.4Ø |
| H | 2.3 | 2.7 |
| J | 0.9 | 1.1 |
| K | 1.8 | 2.2 |
| L | 0.6 | 0.8 |
| M | 4.8 | 5.3 |
| N | 4.05 | 4.35 |
| P | 9.8 | 10.2 |
| R | 7.3 | 7.7 |
| S | 10.8 | 11.2 |
| T | 2.3 | 2.7 |
| All Dimensions in mm | | |

Maximum Ratings and Electrical Characteristics @ $T_A=25^\circ\text{C}$ unless otherwise specified

Single Phase, half wave, 60Hz, resistive or inductive load.
For capacitive load, derate current by 20%.

| Characteristic | Symbol | KBJ 8A | KBJ 8B | KBJ 8D | KBJ 8G | KBJ 8J | KBJ 8K | KBJ 8M | Unit |
|--|-----------------|-------------|--------|--------|--------|--------|--------|--------|--------------------|
| Peak Repetitive Reverse Voltage | V_{RRM} | | | | | | | | |
| Working Peak Reverse Voltage | V_{RWM} | 50 | 100 | 200 | 400 | 600 | 800 | 1000 | V |
| DC Blocking Voltage | V_R | | | | | | | | |
| RMS Reverse Voltage | $V_{R(RMS)}$ | 35 | 70 | 140 | 280 | 420 | 560 | 700 | V |
| Average Rectified Output Current @ $T_C = 110^\circ\text{C}$ (Note 1) | I_O | 8.0 | | | | | | | A |
| Non-Repetitive Peak Forward Surge Current 8.3ms Single half sine-wave superimposed on rated load (JEDEC Method) | I_{FSM} | 200 | | | | | | | A |
| Forward Voltage per diode @ $I_F = 4.0\text{A}$ | V_{FM} | 1.0 | | | | | | | V |
| Peak Reverse Current @ $T_A = 25^\circ\text{C}$ At Rated DC Blocking Voltage @ $T_A = 125^\circ\text{C}$ | I_R | 10 250 | | | | | | | μA |
| Typical Thermal Resistance per leg (Note 2) | $R_{\theta JA}$ | 26 | | | | | | | $^\circ\text{C/W}$ |
| Typical Thermal Resistance per leg (Note 1) | $R_{\theta JC}$ | 2.8 | | | | | | | $^\circ\text{C/W}$ |
| Operating and Storage Temperature Range | T_j, T_{STG} | -55 to +150 | | | | | | | $^\circ\text{C}$ |

Note: 1. Device mounted on 100 x 100 x 1.6mm thick Al plate heatsink.
2. Device mounted on P.C.B. without heatsink.

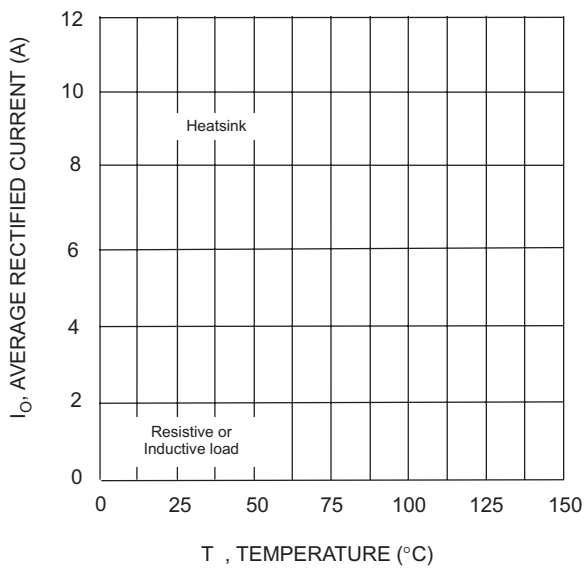


Fig. 1 Forward Current Derating Curve

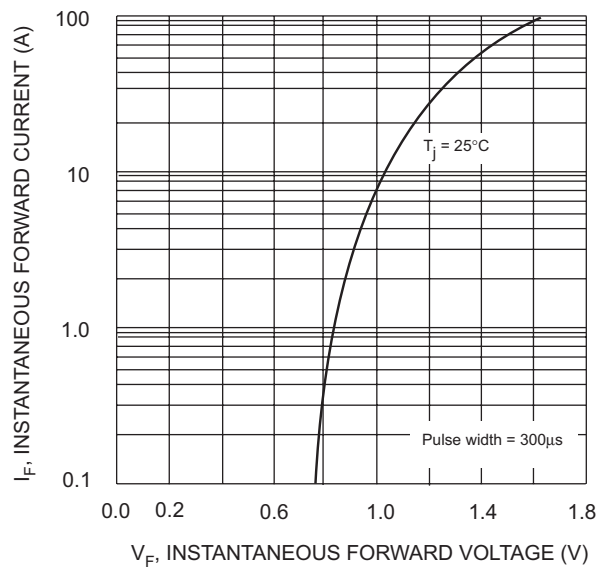


Fig. 2 Typical Fwd Characteristics, per element

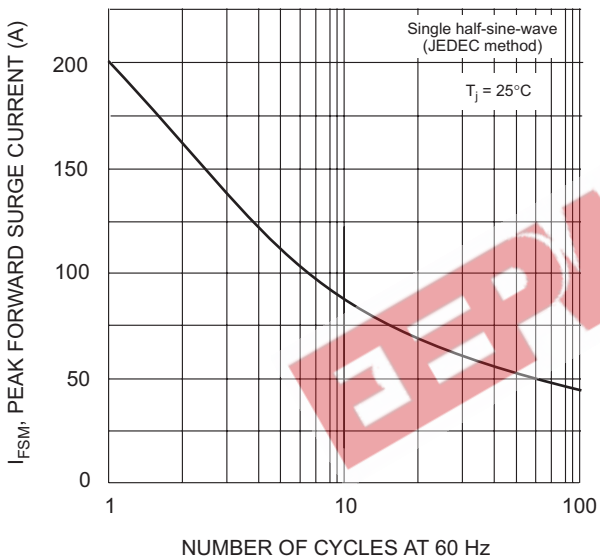


Fig. 3 Maximum Non-Repetitive Surge Current

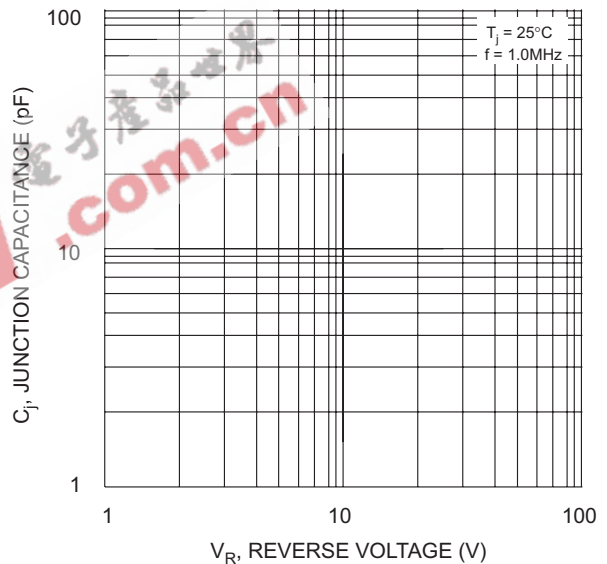
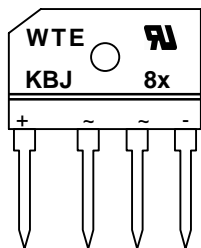


Fig. 4 Typical Junction Capacitance

MARKING INFORMATION



WTE = Manufacturer's Logo
 KBJ8x = Device Number
 x = A, B, D, G, J, K or M
 Polarity = As Marked on Body

PACKAGING INFORMATION

BULK

| Tube Size L x W x H (mm) | Quantity (PCS) | Inner Box Size L x W x H (mm) | Quantity (PCS) | Carton Size L x W x H (mm) | Quantity (PCS) | Approx. Gross Weight (KG) |
|-----------------------------|-------------------|----------------------------------|-------------------|-------------------------------|-------------------|------------------------------|
| 475 x 40 x 7 | 15 | 490 x 145 x 135 | 750 | 510 x 305 x 160 | 1,500 | 17.0 |

Note: 1. Anti-static tube, water clear color.

EEPW.com.cn

ORDERING INFORMATION

| Product No. | Package Type | Shipping Quantity |
|-------------|--------------|-------------------|
| KBJ8A | SIL Bridge | 15 Units/Tube |
| KBJ8B | SIL Bridge | 15 Units/Tube |
| KBJ8D | SIL Bridge | 15 Units/Tube |
| KBJ8G | SIL Bridge | 15 Units/Tube |
| KBJ8J | SIL Bridge | 15 Units/Tube |
| KBJ8K | SIL Bridge | 15 Units/Tube |
| KBJ8M | SIL Bridge | 15 Units/Tube |

1. Shipping quantity given is for minimum packing quantity only. For minimum order quantity, please consult the Sales Department.
2. **To order Lead Free version (with Lead Free finish), add "-LF" suffix to part number above. For example, KBJ8A-LF.**

EEPW 电子產品世界
.com.cn

Won-Top Electronics Co., Ltd (WTE) has checked all information carefully and believes it to be correct and accurate. However, WTE cannot assume any responsibility for inaccuracies. Furthermore, this information does not give the purchaser of semiconductor devices any license under patent rights to manufacturer. WTE reserves the right to change any or all information herein without further notice.

WARNING: DO NOT USE IN LIFE SUPPORT EQUIPMENT. WTE power semiconductor products are not authorized for use as critical components in life support devices or systems without the express written approval.

Won-Top Electronics Co., Ltd.

No. 44 Yu Kang North 3rd Road, Chine Chen Dist., Kaohsiung, Taiwan

Phone: 886-7-822-5408 or 886-7-822-5410

Fax: 886-7-822-5417

Email: sales@wontop.com

Internet: <http://www.wontop.com>

We power your everyday.