



**Series 800 “Mighty Mouse” with UN Mating Thread  
Plug Connector Ordering Information  
800-006 Thru 800-009**



**Series 800 Plug Connector**

**Compact Size** saves space and weight. Smaller than other Series 800 plugs, these Series 800 plugs are suitable for hostile environments and are watertight when mated.





**Two Shell Styles:** Integral platform for direct shield attachment using **BAND-IT®** termination system, or accessory thread for attaching a strain relief.

**Crimp, Rear Release** contact system, now with #12 and #16 M39029 coaxial or power contacts.

**Two Coupling Nut Styles:** Hex nut or round knurled nut. Either style is available with optional wave spring which helps to prevent the nut from backing off.

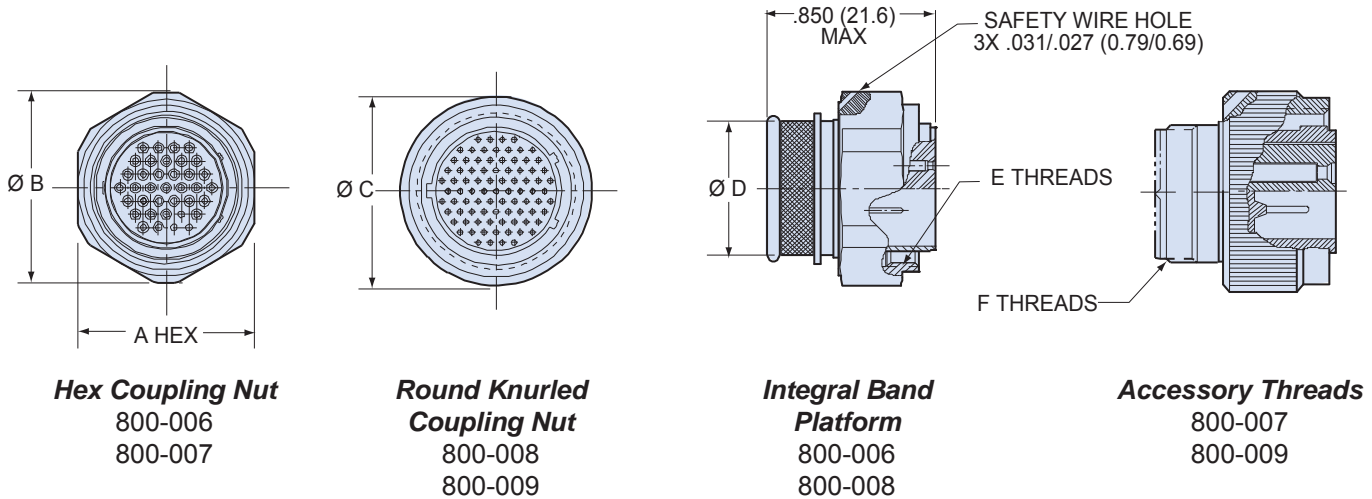
**HOW TO ORDER**

Sample Part Number

800-006	-06	M	7-10	P	Z	
Series	Shell Style	Shell Material / Finish	Shell Size- Insert Arrangement	Contact Type	Shell Key Position	
 <b>800-006</b> Hex Plug with Banding Platform	-06 Standard Coupling Nut	<b>C</b> Aluminum / Black Anodize (Non-Conductive) RoHS Compliant	No. of Contacts Arr. #23 #20 #16 #12 <b>5-3</b> 3 <b>6-1</b> 4 1 <b>6-4</b> 4 <b>6-7</b> 7 <b>7-1</b> 1 <b>7-10</b> 10 <b>8-2</b> 2 <b>8-13</b> 13 <b>8-200</b> 4 2 <b>9-4</b> 4 <b>9-19</b> 19 <b>9-200</b> 4 2 <b>9-201</b> 8 2 <b>10-5</b> 5 <b>10-26</b> 26 <b>10-200</b> 12 1 <b>10-201</b> 4 2 <b>10-202</b> 8 2 <b>12-2</b> 2 <b>12-3</b> 3 <b>12-7</b> 7 <b>12-37</b> 37 <b>12-200</b> 6 2 <b>12-201</b> 10 2		<b>Connector supplied with contacts</b> <b>P</b> Pin <b>S</b> Socket <b>Connector supplied without contacts</b> <b>A</b> Pin <b>B</b> Socket Connector	<b>N</b> Normal <b>X</b> Pos. X <b>Y</b> Pos. Y <b>Z</b> Pos. Z
	-16 Coupling Nut with Anti-Decoupling Wave Spring	<b>M</b> Aluminum / Electroless Nickel RoHS Compliant	<b>NF</b> Aluminum / Cadmium with Olive Drab Chromate	<b>ZN</b> Aluminum / Zinc-Nickel with Olive Drab Chromate	<b>Connectors with contacts are supplied with signal and/or power crimp contacts. These contacts are not installed.</b>	
 <b>800-007</b> Hex Plug with Accessory Thread		<b>UCR</b> Aluminum / Zinc-Cobalt with Black Chromate RoHS Compliant	<b>ZNU</b> Aluminum / Zinc-Nickel with Black Chromate	<b>Coaxial contacts and non-standard signal contacts are ordered separately.</b>		
 <b>800-008</b> Knurled Round Plug with Band Platform		<b>MT</b> Aluminum / Nickel-PTFE RoHS Compliant	<b>Z1</b> Stainless Steel / Passivated RoHS Compliant			
 <b>800-009</b> Knurled Round Plug with Accessory Thread						

Dimensions in inches (millimeters) and are subject to change without notice.

# Series 800 "Mighty Mouse" with UN Mating Thread Plug Connector Dimensions 800-006 Thru 800-009



## DIMENSIONS

Shell Size	A Hex Style 06		A Hex Style 16		Ø B Style 06		Ø B Style 16		Ø C Style 06		Ø C Style 16		Ø D		E Threads Coupling Nut	F Threads Accessory
	In.	mm.	In.	mm.	In.	mm.	In.	mm.	In.	mm.	In.	mm.	In.	mm.		
5	.430	10.92	.495	12.57	.470	11.94	.540	13.72	.430	10.92	.490	12.45	.230	5.84	.3125-28 UN-2B	.250-32 UNEF-2A
6	.500	12.70	.563	14.30	.550	13.97	.620	15.75	.500	12.70	.560	14.22	.286	7.26	.3750-28 UN-2B	.3125-32 UNEF-2A
7	.625	15.88	.720	18.29	.680	17.27	.800	20.32	.620	15.75	.680	17.27	.390	9.91	.4375-28 UNEF-2B	.4375-28 UNEF-2A
8	.680	17.27	.743	18.87	.750	19.05	.830	21.08	.680	17.27	.750	19.05	.445	11.30	.5000-32 UN-2B	.5000-28 UNEF-2A
9	.750	19.05	.813	20.65	.830	21.08	.890	22.61	.750	19.05	.810	20.57	.500	12.70	.5625-32 UN-2B	.5625-24 UNEF-2A
10	.812	20.62	.875	22.23	.900	22.86	.960	24.38	.810	20.57	.880	23.35	.565	14.35	.6250-32 UN-2B	.6250-24 UNEF-2A
12	.875	22.23	.938	23.83	.970	24.64	1.030	26.16	.880	22.35	.940	23.88	.650	16.51	.7500-28 UN-2B	.6875-24 UNEF-2A

## SERIES 800 KEY POSITIONS

Key Position	Key Rotation
Normal (N)	150°
X	140°
Y	130°
Z	120°

Shell size 5 and 6: master key is located at top dead center for normal (N) position. Shell size 7 thru 12: master key is rotated 90° from TDC for normal position.

**Plug Key Position**

**Receptacle Key Position**

Dimensions in inches (millimeters) and are subject to change without notice.