

Series 802 Hermetic Receptacles for PCB or Solder Cup

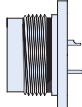
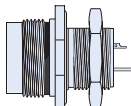
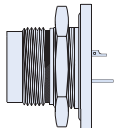


Style 00 Front Mount

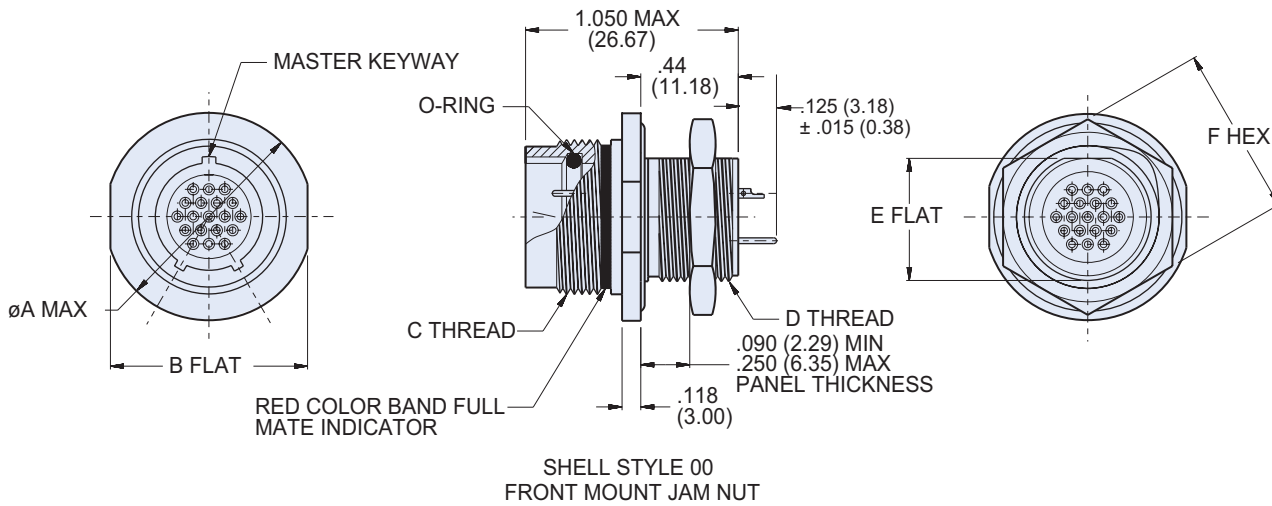
Series 802 Hermetic Receptacles feature gold plated iron alloy contacts and compression glass dielectric material. The 316L stainless steel connector shell provides excellent corrosion protection and is suitable for e-beam welding. The Viton® interfacial seal and piston o-ring offer improved resistance to harsh chemicals.

1 x 10⁻⁶ cc/Second Maximum Helium Leak Rate. Open face (unmated) pressure rating is 1000 PSI. When mated, Series 802 connectors withstand 3500 PSI hydrostatic pressure.

HOW TO ORDER SERIES 802 HERMETIC RECEPTACLES

Sample Part Number					
802-013	-00	Z1	6-7	P	A
Series	Shell Style	Shell Material / Finish	Shell Size- Insert Arrangement	Contact Type	Shell Key Position
802-013 Series 802 Hermetic Receptacle with Solder Cup or PCB Contacts	 -03 Weld Mount  -00 Jam Nut for Front Panel Mounting  -07 Jam Nut for Rear Panel Mounting	Z1 Stainless Steel / Passivated ZL Stainless Steel / Nickel Plated	5-3 3 #23 Contacts 6-1 1 #16 Contact 6-4 4 #23 Contacts 6-7 7 #23 Contacts 7-1 1 #12 Contact 7-10 10 #23 Contacts 8-13 13 #23 Contacts 9-4 4 #16 Contacts 9-19 19 #23 Contacts 10-26 26 #23 Contacts 12-2 2 #12 Contacts 12-37 37 #23 Contacts 14-55 55 #23 Contacts 15-85 85 #23 Contacts	P Pin, PC Tail E Pin, Solder Cup	A Normal B Pos. B C Pos. C D Pos. D

802-013-00 Hermetic Receptacle for PCB or Solder Cup

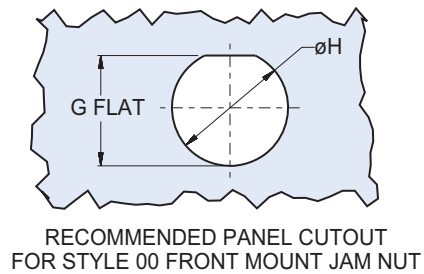


DIMENSIONS

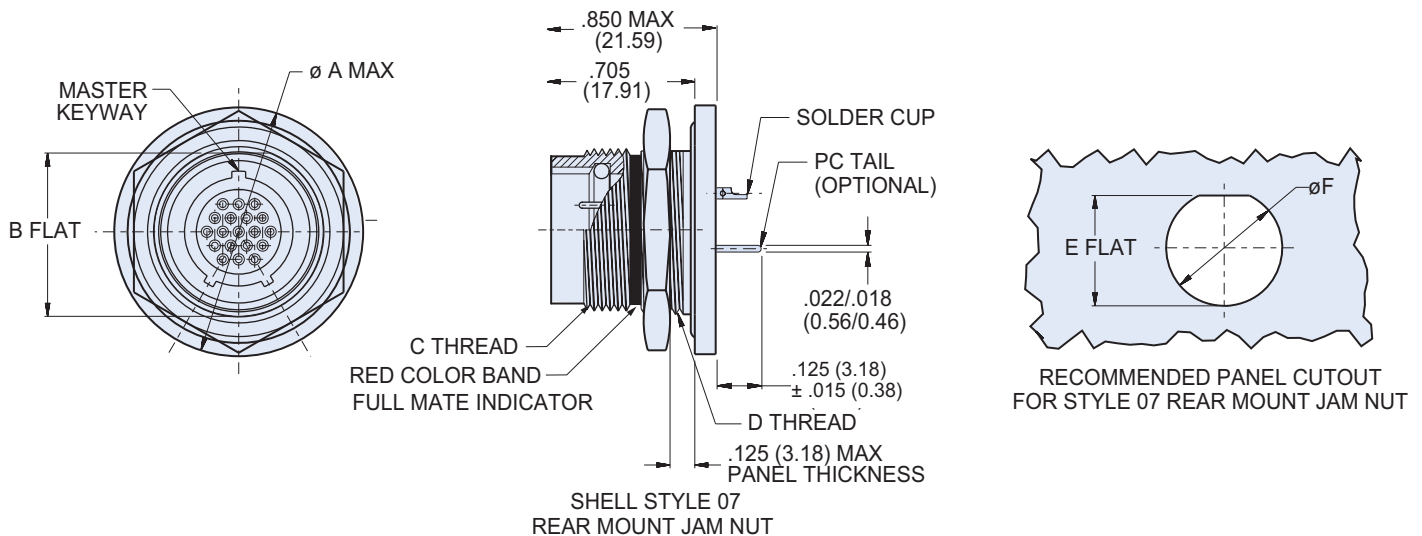
Shell Size	A Max.		B Flat		C Mating Threads	D Threads	E Flat		F Hex		G Flat		Ø H	
	In.	mm.	In.	mm.			In.	mm.	In.	mm.	In.	mm.	In.	mm.
5	.720	18.29	.625	15.88	.438-28 UNEF-2A	.312-28 UN-2A	.281	7.14	.500	12.70	.289	7.34	.322	8.18
6	.780	19.81	.750	19.05	.562-20 UN-2A	.438-28 UN-2A	.344	8.74	.625	15.88	.414	10.52	.448	11.38
7	.910	23.11	.812	20.62	.625-20 UN-2A	.500-32 UN-2A	.469	11.91	.688	17.48	.477	12.12	.510	12.95
8	.960	24.38	.875	22.23	.687-20 UN-2A	.562-28 UN-2A	.531	13.49	.750	19.05	.539	13.69	.572	14.53
9	1.030	26.16	.937	23.80	.750-20 UNEF-2A	.625-28 UN-2A	.594	15.09	.812	20.62	.602	15.29	.635	16.13
10	1.090	27.69	1.000	25.40	.812-20 UNEF-2A	.687-28 UN-2A	.656	16.66	.875	22.23	.664	16.87	.697	17.70
12	1.160	29.46	1.062	26.97	.875-20 UNEF-2A	.750-28 UN-2A	.719	18.26	.938	23.83	.727	18.47	.760	19.30
14	1.340	34.04	1.250	31.75	1.062-20 UN-2A	.938-28 UN-2A	.893	22.68	1.125	28.58	.901	22.89	.948	24.08
15	1.410	35.18	1.312	33.32	1.125-20 UN-2A	1.000-28 UN-2A	.955	24.26	1.188	30.18	.963	24.46	1.010	25.65

SERIES 802 RECEPTACLE KEY POSITIONS

Key Position	Key Rotation	
	A°	B°
Normal (A)	150°	210°
B	75°	210°
C	95°	230°
D	140°	275°



802-013-07 Hermetic Receptacle for PCB or Solder Cup



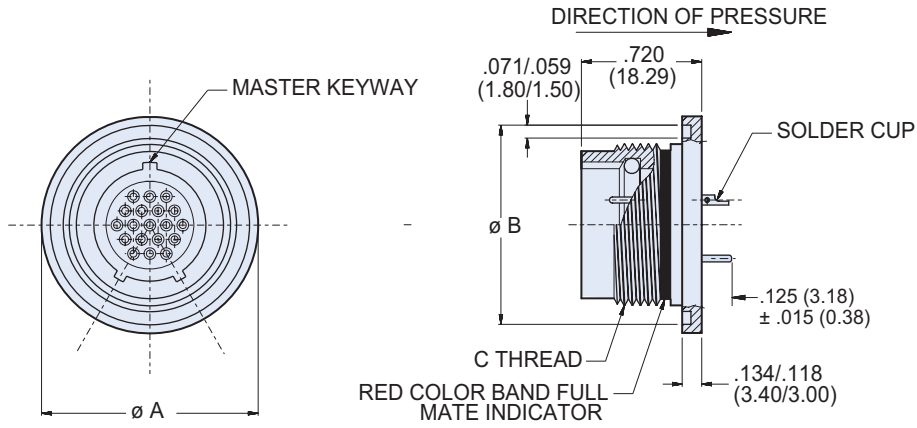
DIMENSIONS

Shell Size	A Max.		B Flat		C Mating Threads	D Threads	E Flat		Ø F	
	In.	mm.	In. ±.003	mm. ±0.08			In. ±.003	mm. ±0.08	In.	mm.
5	.885	22.48	.466	11.84	.438-28 UNEF	.500-32 UN-2A	.477	12.12	.510	12.95
6	1.010	25.65	.591	15.01	.562-20 UN	.625-28 UN-2A	.602	15.29	.635	16.13
7	1.072	27.23	.653	16.59	.625-20 UN	.687-28 UN-2A	.664	16.87	.697	17.70
8	1.135	28.83	.716	18.19	.687-20 UN	.750-28 UN-2A	.727	18.47	.760	19.30
9	1.195	30.35	.778	19.76	.750-20 UNEF	.812-28 UN-2A	.789	20.04	.822	20.88
10	1.260	32.00	.827	21.01	.812-20 UNEF	.875-28 UN-2A	.838	21.29	.885	22.48
12	1.322	33.58	.890	22.61	.875-20 UNEF	.938-28 UN-2A	.901	22.89	.948	24.08
14	1.510	38.25	1.077	27.36	1.062-20 UN	1.125-28 UN-2A	1.088	27.64	1.135	28.83
15	1.572	39.93	1.140	28.96	1.125-20 UN	1.188-28 UN-2A	1.151	29.24	1.198	30.43

SERIES 802 RECEPTACLE KEY POSITIONS

Key Position	Key Rotation	
	A°	B°
Normal (A)	150°	210°
B	75°	210°
C	95°	230°
D	140°	275°

802-013-03 Hermetic Receptacle for PCB or Solder Cup

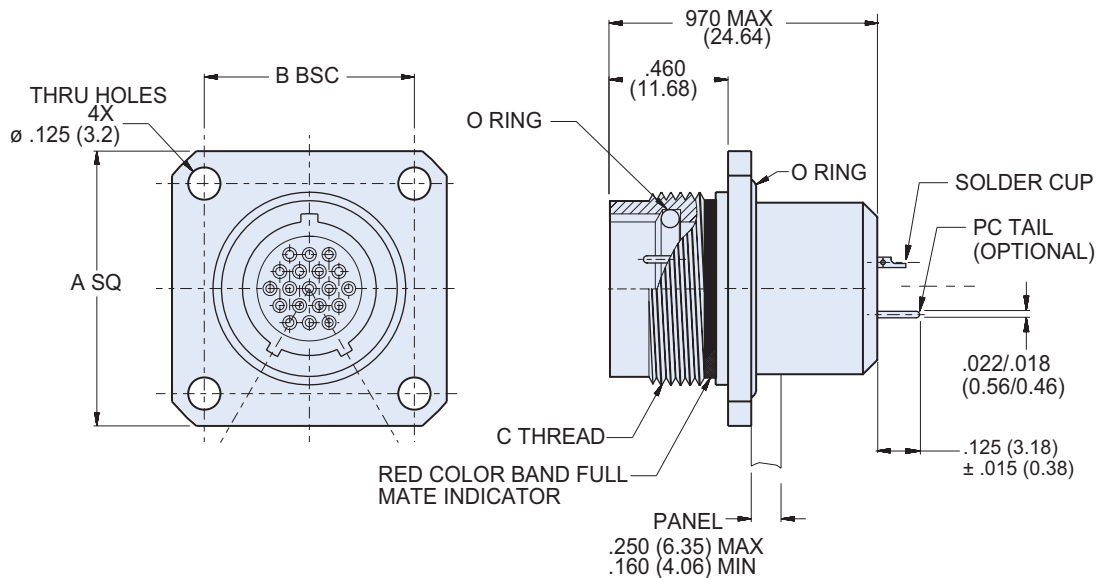


SHELL STYLE 03
WELD MOUNT

DIMENSIONS					
Shell Size	Ø A		Ø B		C Mating Threads
	In. ± .006	mm. ± 0.15	In. ± .006	mm. ± 0.15	
5	.788	20.02	.745	18.92	.438-28 UNEF
6	.912	23.16	.869	22.07	.562-20 UN
7	.975	24.77	.933	23.70	.625-20 UN
8	1.038	26.37	.995	25.27	.687-20 UN
9	1.100	27.94	1.057	26.85	.750-20 UNEF
10	1.162	29.53	1.119	28.42	.812-20 UNEF
12	1.225	31.12	1.182	30.02	.875-20 UNEF
14	1.412	35.86	1.369	34.77	1.062-20 UN
15	1.475	37.47	1.432	36.37	1.125-20 UN

SERIES 802 RECEPTACLE KEY POSITIONS			
Key Position	Key Rotation		Diagram
	A°	B°	
Normal (A)	150°	210°	
B	75°	210°	
C	95°	230°	
D	140°	275°	

802-013-02 Hermetic Receptacle for PCB or Solder Cup



DIMENSIONS

Shell Size	A Square		B Bsc.		C Mating Threads
	In.	mm.	In.	mm.	
5	.885	22.48	.500	12.70	.438-28 UNEF
6	1.010	25.65	.625	15.88	.562-20 UN
7	1.072	27.23	.688	17.48	.625-20 UN
8	1.135	28.83	.750	19.05	.687-20 UN
9	1.195	30.35	.812	20.62	.750-20 UNEF
10	1.260	32.00	.875	22.23	.812-20 UNEF
12	1.322	33.58	.938	23.83	.875-20 UNEF
14	1.510	38.25	1.125	28.58	1.062-20 UN
15	1.572	39.93	1.188	30.18	1.125-20 UN

SERIES 802 RECEPTACLE KEY POSITIONS

Key Position	Key Rotation	
	A°	B°
Normal (A)	150°	210°
B	75°	210°
C	95°	230°
D	140°	275°

SERIES 802 SQ FLANGE PANEL CUTOUT

