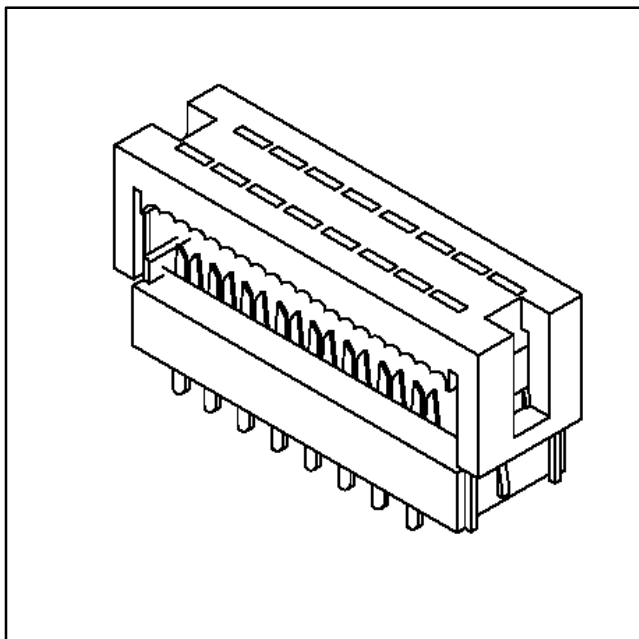


# 3M™ Pak 100 PCB

.100" × .100" Two Row

994 Series



- Fits standard .100" × .100" header layout
- Uses less board area than 4-row design
- Preassembled cover for fast termination

Date Modified: April 29, 2004

TS-2100-01  
Sheet 1 of 3

## Physical

### Insulation

Material: Glass Filled Thermoplastic  
Flammability: UL 94V-0  
Color: Black

### Contact

Material: Copper Alloy

### Plating

Underplating: 50-90 μ" [1.25-2.25 μm] Nickel  
U-Slot and Solder Tails: 100-200 μ" [2.5-5.0 μm] [90/10] Tin-Lead  
**Wire Accommodation:** 28 AWG Stranded, PVC insulation, Gray or color-coded construction  
Marking: 3M logo

## Electrical

**Current Rating:** 1.0 A  
**Insulation Resistance:** >1,000 MΩ min. at 500 VDC  
**Withstanding Voltage** 650 VAC for 1 minute

## Environmental

**Temperature Rating:** -55°C to +105°C

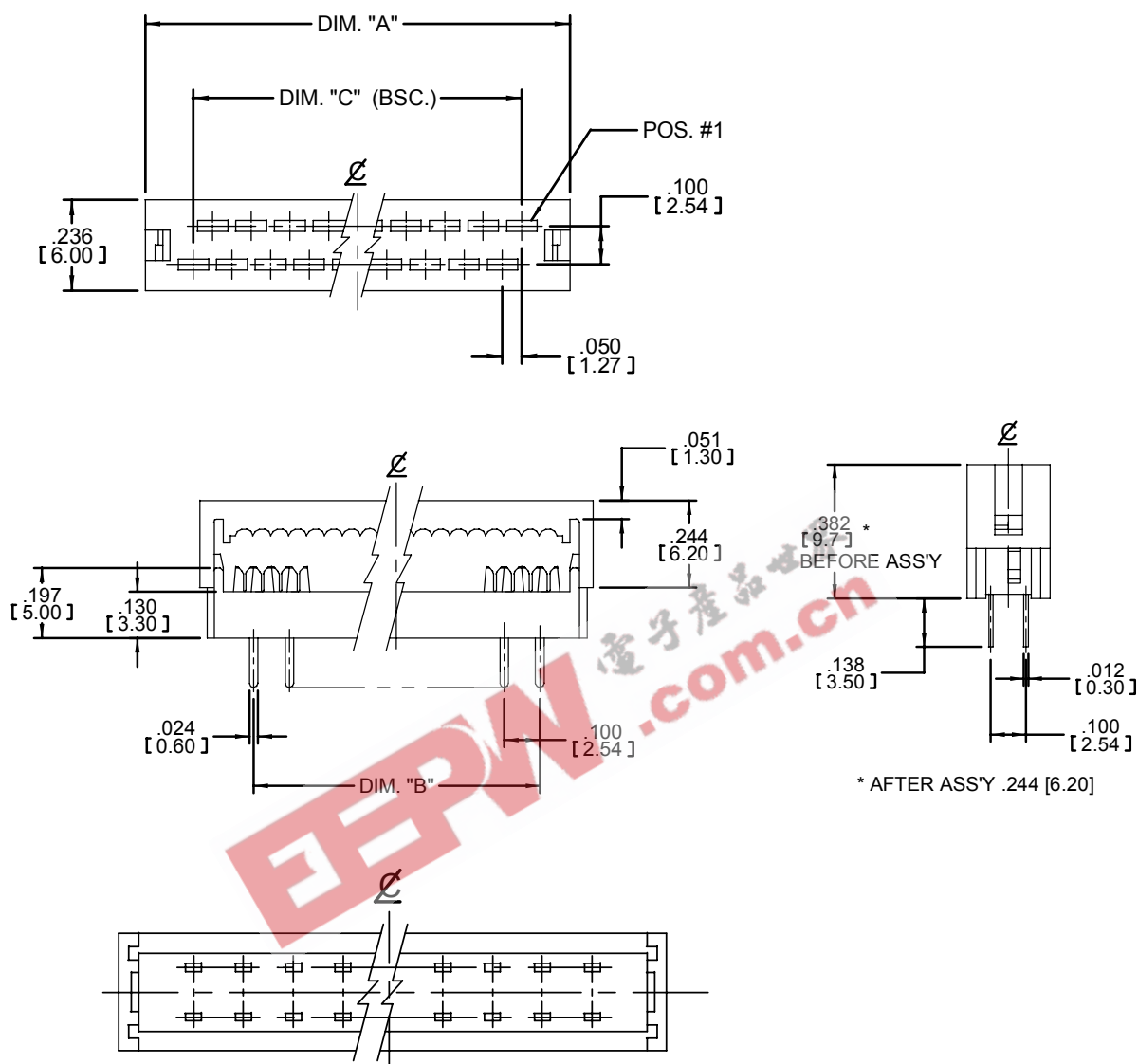
UL File No.: E68080

**3M**  
**Interconnect Solutions**  
<http://www.3M.com/interconnects/>

3M is a trademark of 3M Company.  
For technical, sales or ordering information call  
**800-225-5373**

# 3M™ Pak 100 PCB .100" × .100" Two Row

994 Series



## Notes:

1. Use locator plate 3443-101R
2. Locator plate 3443-101M requires installation of modification kit to assemble product

Inch  
[mm]

Tolerance Unless Noted			
	.0	.00	.000
Inch	± .1	± .01	± .005

[ ] Dimensions for  
Reference Only

## Ordering Information

994XX-0016T

Pin Quantity  
See table

TS-2100-01  
Sheet 2 of 3

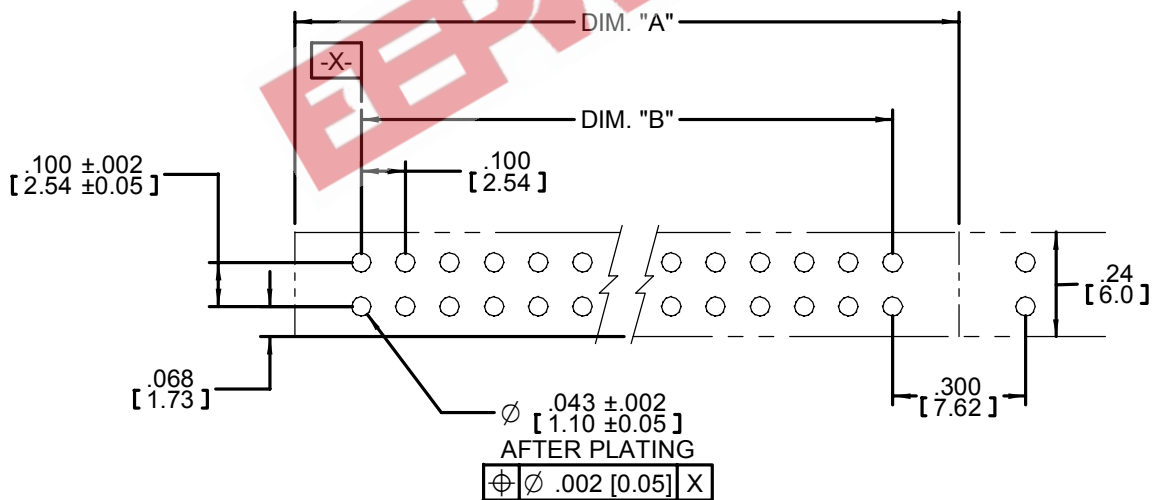
3M™ Pak 100 PCB  
.100" × .100" Two Row

994 Series

Pin Quantity	A	B	C
10	0.689	0.400	0.450
	[17.50]	[10.16]	[11.43]
14	0.889	0.600	0.650
	[22.58]	[15.24]	[16.51]
16	0.989	0.700	0.750
	[25.12]	[17.78]	[19.05]
20	1.189	0.900	0.950
	[30.20]	[22.86]	[24.13]
24	1.389	1.100	1.150
	[35.28]	[27.94]	[29.21]
26	1.489	1.200	1.250
	[37.82]	[30.48]	[31.75]

Pin Quantity	A	B	C
30	1.689	1.400	1.450
	[42.90]	[35.56]	[36.83]
34	1.889	1.600	1.650
	[47.98]	[40.64]	[41.91]
36	1.989	1.700	1.750
	[50.52]	[43.18]	[44.45]
40	2.189	1.900	1.950
	[55.60]	[48.26]	[49.53]
50	2.689	2.400	2.450
	[68.30]	[60.96]	[62.23]
60	3.189	2.900	2.950
	[81.00]	[73.66]	[74.93]

PC Board Footprint



TS-2100-01  
Sheet 3 of 3



### Important Notice

All statements, technical information, and recommendations related to 3M's products are based on information believed to be reliable, but the accuracy or completeness is not guaranteed. Before using this product, you must evaluate it and determine if it is suitable for your intended application. You assume all risks and liability associated with such use. Any statements related to the product which are not contained in 3M's current publications, or any contrary statements contained on your purchase order shall have no force or effect unless expressly agreed upon, in writing, by an authorized officer of 3M.



#### Electronic Solutions Division

6801 River Place Blvd.  
Austin, TX 78726-9000  
[www.3M.com/esd](http://www.3M.com/esd)

### Warranty; Limited Remedy; Limited Liability.

This product will be free from defects in material and manufacture for a period of 90 days from the date of purchase. **3M MAKES NO OTHER WARRANTIES INCLUDING, BUT NOT LIMITED TO, ANY IMPLIED WARRANTY OF MERCHANTABILITY OR FITNESS FOR A PARTICULAR PURPOSE.** If this product is defective within the warranty period stated above, your exclusive remedy shall be, at 3M's option, to replace or repair the 3M product or refund the purchase price of the 3M product. **Except where prohibited by law, 3M will not be liable for any loss or damage arising from this 3M product, whether direct, indirect, special, incidental or consequential regardless of the legal theory asserted.**