



RoHS Compliant

22.8 x 15.3 x 25.8 mm

## Features

- Switching capacity up to 25A
- Small size and light weight
- PCB pin and quick connect mounting available
- Suitable for automobile and lamp accessories
- QS-9000, ISO-9002 Certified Manufacturing

## Contact Data

Contact Arrangement	1A = SPST N.O. 1C = SPDT
Contact Rating	1A : 25A @ 14VDC 1C : 20A @ 14VDC

Contact Resistance	< 50 milliohms initial
Contact Material	AgSnO <sub>2</sub>
Maximum Switching Power	350W
Maximum Switching Voltage	75VDC
Maximum Switching Current	25A

## Coil Data

Coil Voltage VDC		Coil Resistance Ω +/- 10%		Pick Up Voltage VDC (max)	Release Voltage VDC (min)	Coil Power W	Operate Time ms	Release Time ms
Rated	Max	1.2W	1.5W	70% of rated voltage	10% of rated voltage			
6	7.8	30	24	4.20	.6	1.20 or 1.50	10	7
12	15.6	120	96	8.40	1.2			
24	31.2	480	384	18.00	2.4			
48	62.4	1920	1536	33.60	4.8			

## General Data

Electrical Life @ rated load	100K cycles, typical
Mechanical Life	10M cycles, typical
Insulation Resistance	100M Ω min. @ 500VDC
Dielectric Strength, Coil to Contact	2500V rms min. @ sea level
Contact to Contact	1500V rms min. @ sea level
Shock Resistance	100m/s <sup>2</sup> for 11 ms
Vibration Resistance	1.27mm double amplitude 10~40Hz
Terminal (Copper Alloy) Strength	8N (Quick Connect), 4N (PCB pins)
Operating Temperature	-40°C to +85°C
Storage Temperature	-40°C to +155°C
Solderability	260°C for 5 s
Weight	18.5g

### Caution

1. The use of any coil voltage less than the rated coil voltage may compromise the operation of the relay.

Specifications and availability subject to change without notice.

Dimensions shown in mm. Dimensions are shown for reference purposes only.

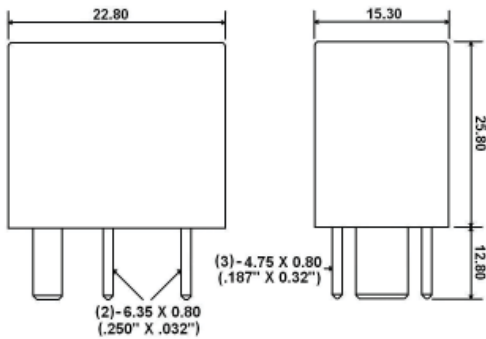
# A1

## Ordering Information

1. Series	A1	1A	S	Q	12VDC	1.2
A1						
2. Contact Arrangement	1A = SPST N.O. 1C = SPDT					
3. Sealing Option	S = Sealed					
4. Termination	P = PCB Pins Q = Quick Connect					
5. Coil Voltage	6VDC 12VDC 24VDC 48VDC					
6. Coil Power	1.2 = 1.2W 1.5 = 1.5W					
7. Coil Suppression	Blank = Standard D = Diode (1N4005) R = Resistor (680 ohms) ** Consult factory if other values are needed					

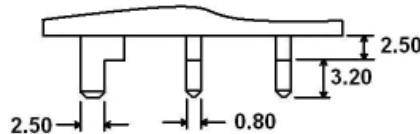
## Dimensions

Units = mm



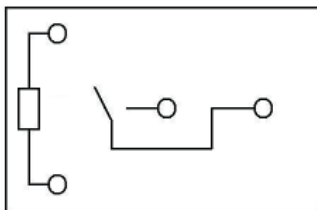
## PC Pin Dimensions

Units = mm

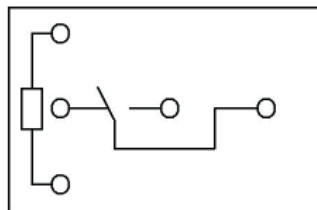


## Schematics & PC Layouts

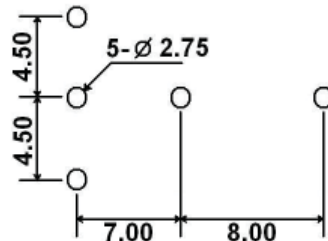
Bottom Views



1A



1C



Dimensions shown in mm. Dimensions are shown for reference purposes only.

Specifications and availability subject to change without notice.